



BI-ANNUAL REPORTING OF BOARDS' ENDS POLICIES

Data Compiled by the SJECCD Institutional Effectiveness and Educational Services Office, and the Offices of Research, Planning & Institutional Effectiveness at San José City College and Evergreen Valley College

February 13, 2024


Presented by Joyce Lui, PhD

- Student Success
 - **Degree and Certificate Completion**
 - **Transferability**
 - College Readiness
 - College Experience

STUDENT SUCCESS BOARDS' ENDS POLICIES

Learning Progress

- Transfer-Level Math and English Courses
- Course Success



Momentum

- Persistence from Fall to Spring
- 30 Units



Success

- Degrees and Certificates
- Transfer

PATHWAY TO COMPLETION

STUDENT SUCCESS METRICS: UNDERSTANDING THE STUDENT JOURNEY



Degree and Certificate Completion

1.1 **Number of AA, AS, ADT Degrees**

1.2 **Number of Certificates**

Transfers

1.3 Transfer Level Course Success Rate

1.4 Transfer Prepared

1.5 **CSU/UC Acceptance Rates**

1.6 **Number of Transfers**

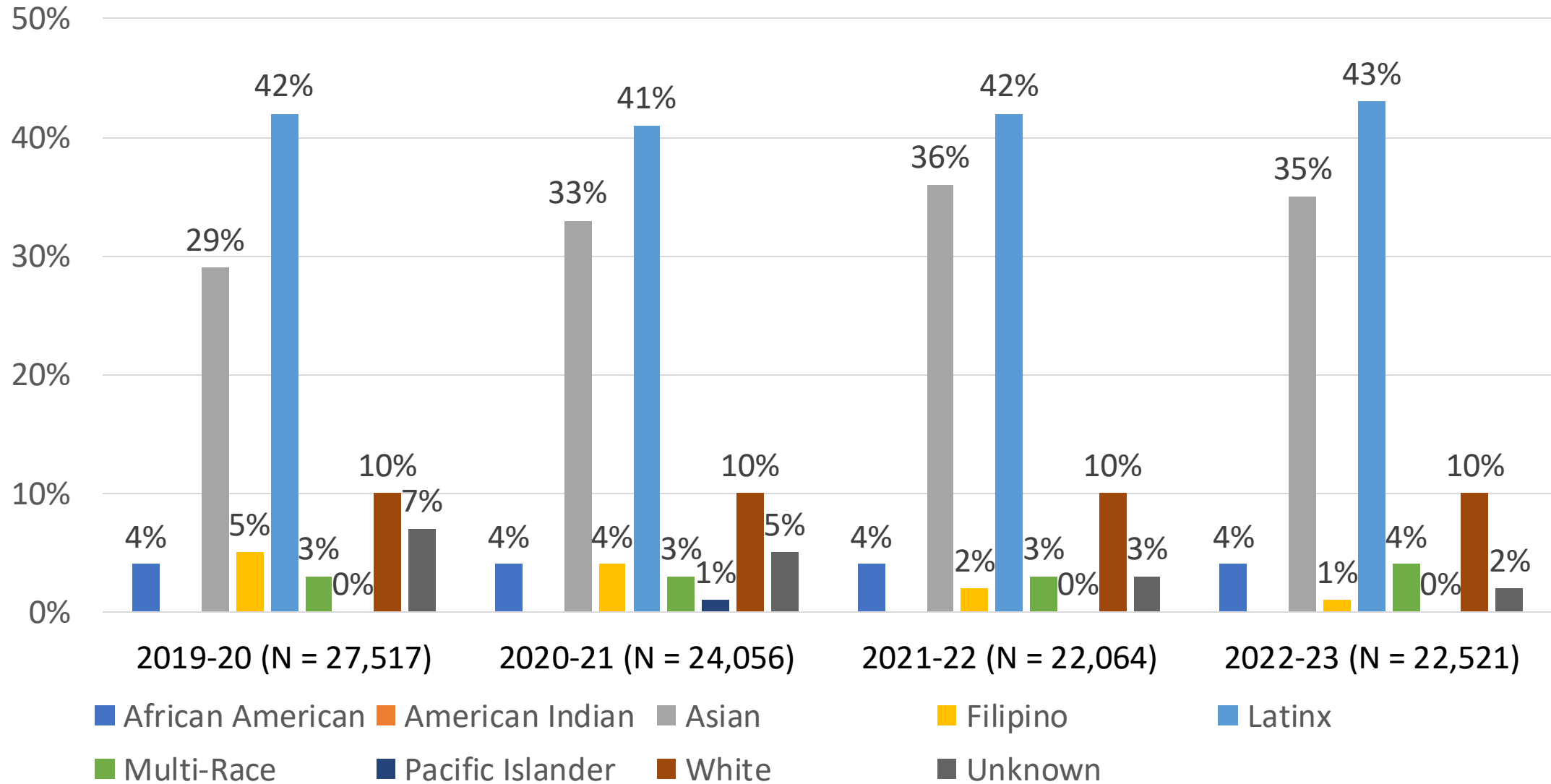
1.7 Transfer Rate

DEGREES, CERTIFICATES, AND TRANSFERS

STUDENT SUCCESS METRICS



Districtwide Enrollment by Race/Ethnicity



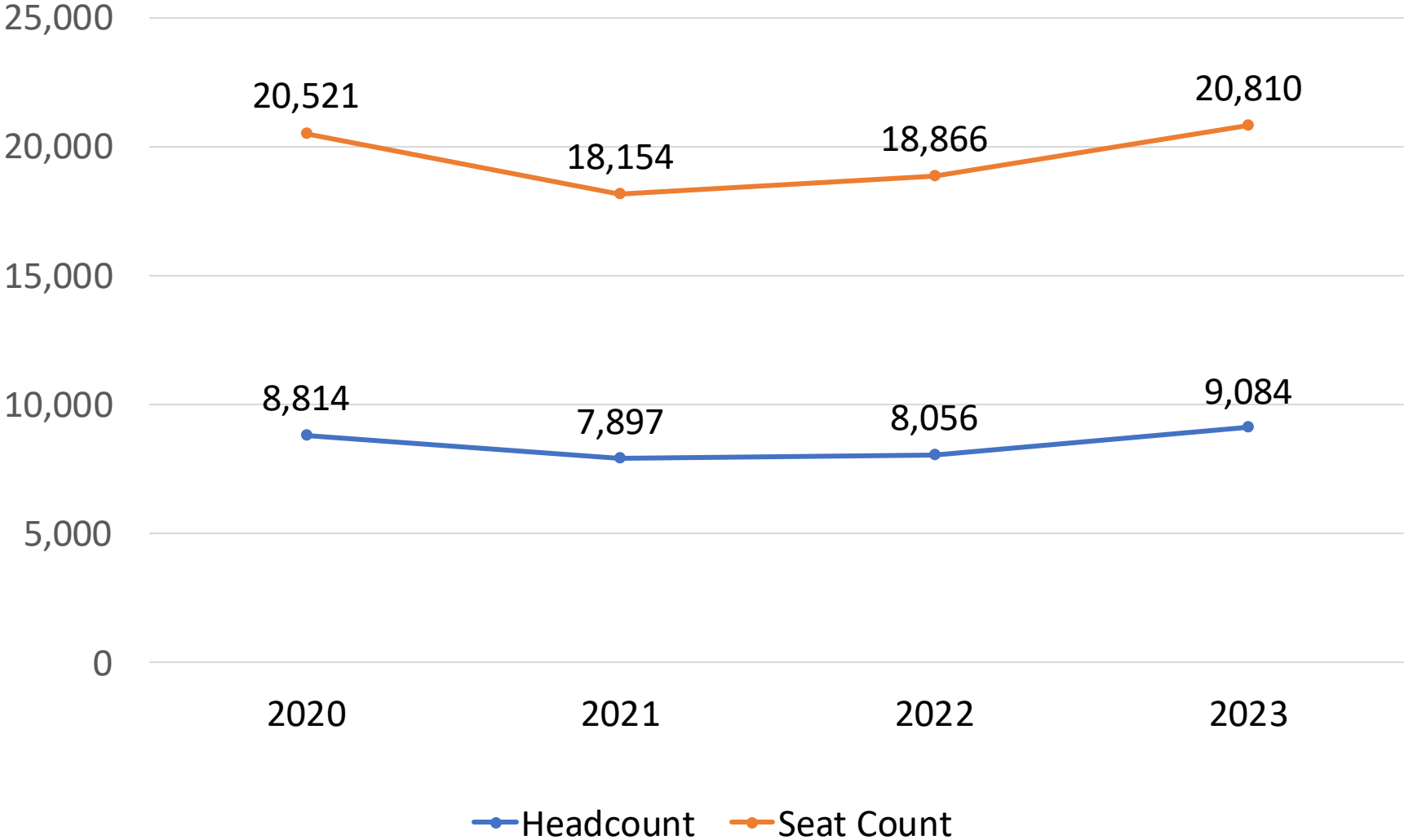
Source: Data Mart, Headcount Enrollment by Academic Year and Race/Ethnicity

- Fall term headcount enrollment patterns show that our enrollment has increased from fall 2022 to fall 2023
- Seat count enrollment shows that students are enrolling in at least two courses or more
- Both colleges offered more than 800 sections in the most recent fall term

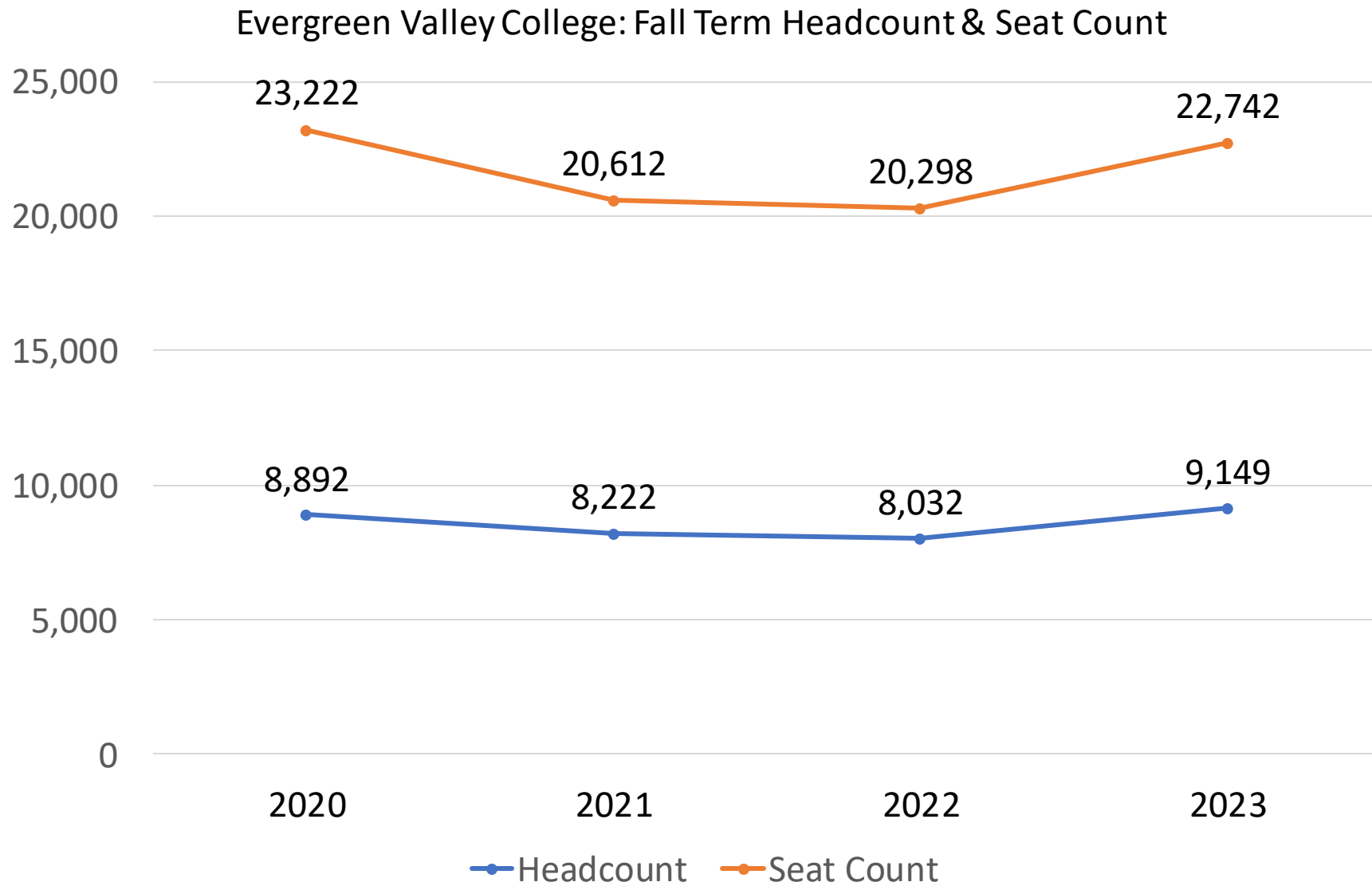
COLLEGE-LEVEL (FALL TERMS)

ENROLLMENT

San José City College: Fall Term Headcount & Seat Count



Note: Sections offered in 2020 (825), 2021 (798), 2022 (805), and 2023 (875).
Source: Internal Data



Note: Sections offered in 2020 (841), 2021 (815), 2022 (754), and 2023 (807).
Source: Internal Data

In the 2022-23 academic year, students earned 2,595 program awards districtwide.

At Evergreen Valley College, in 2022-23 half of the degrees earned were for Associate Degrees for Transfer (AS-T, AA-T)

At San José City College, in 2022-23 half of the degrees earned were Certificates

ASSOCIATE DEGREES AND CERTIFICATES PROGRAM AWARDS

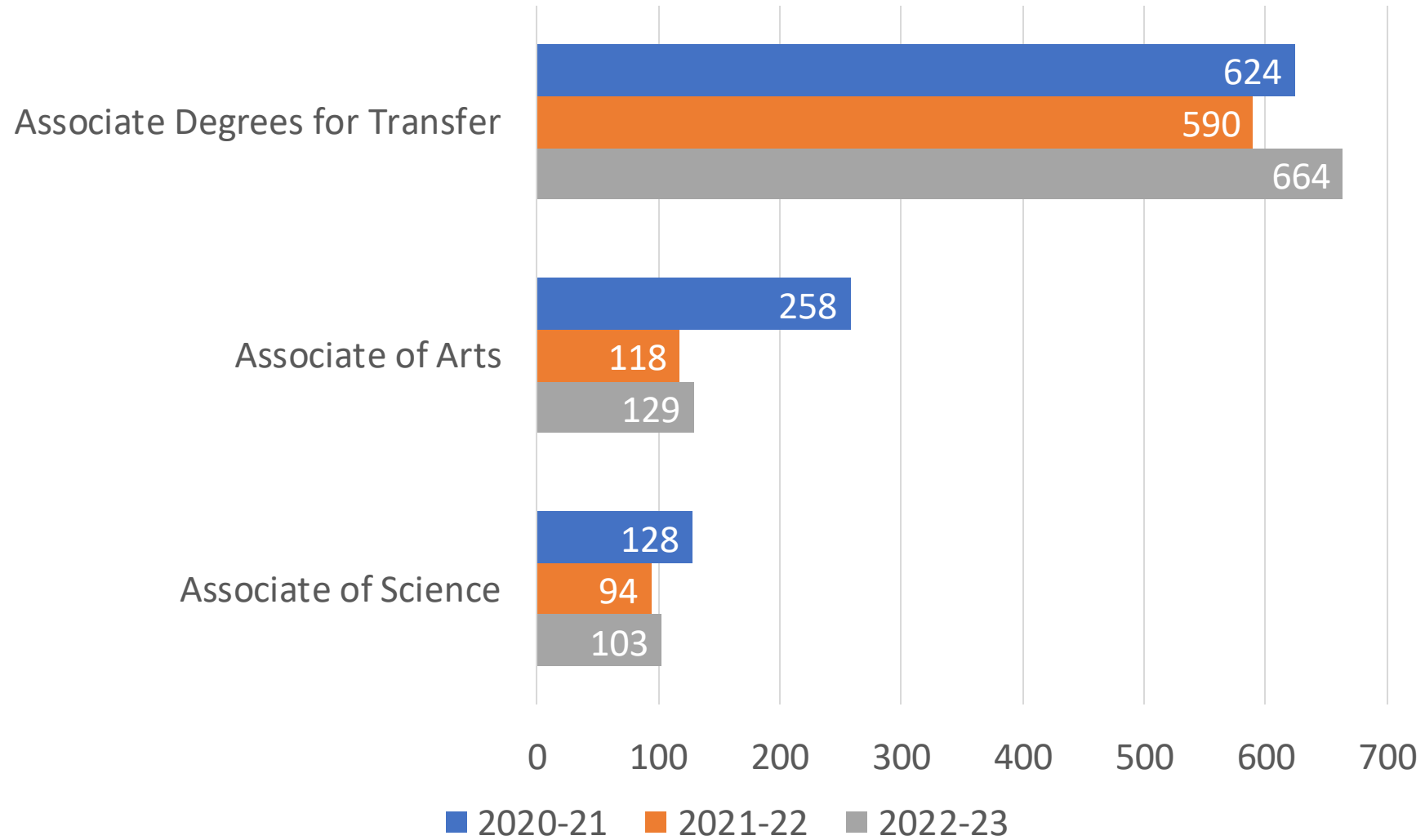
	2020-21	2021-22	2022-23
San José - Evergreen Community College District	2,926	2,848	2,595
State of California	331,210	336,881	332,919

Source: Data Mart, Program Awards (Chancellor's Office Approved Awards)

TOTAL AWARDS CONFERRED

DISTRICTWIDE & STATE PROGRAM AWARDS

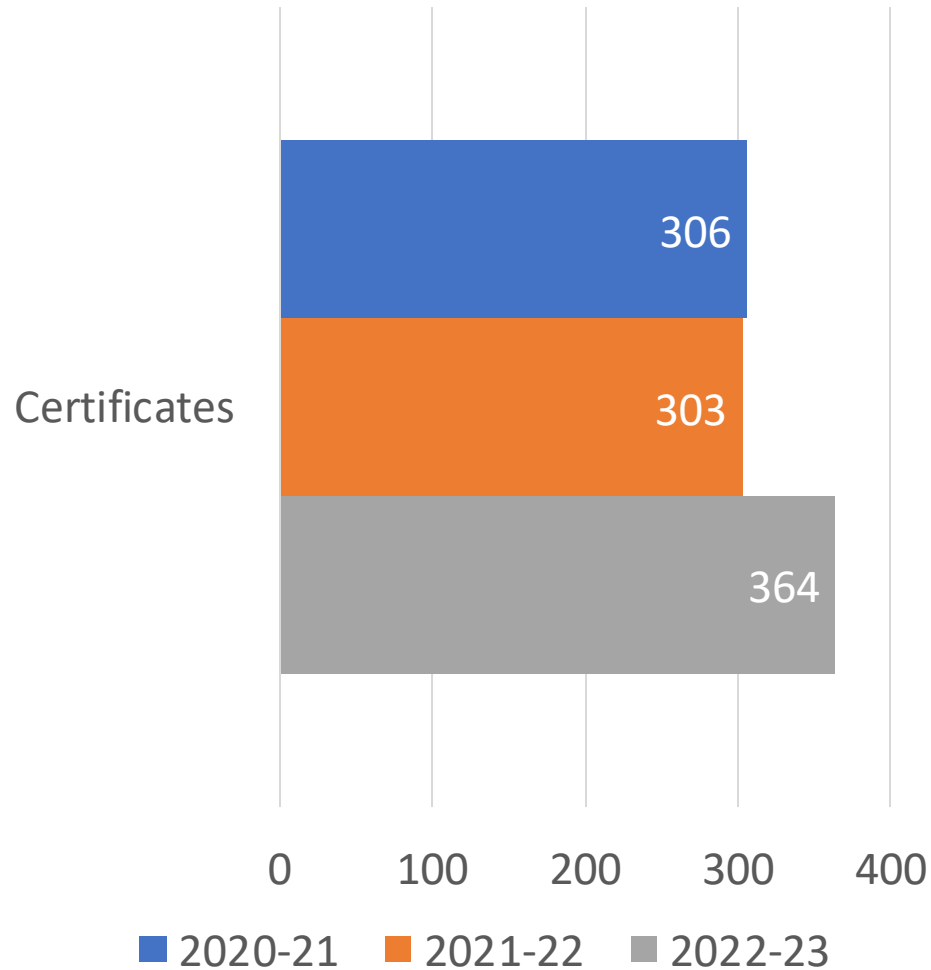
Evergreen Valley College: Number of Associate Degrees



Note: Associate degrees in 2020-21 (1,010), 2021-22 (802), and 2022-23 (896).

Source: Internal Data

Evergreen Valley College:
Number of Certificates



Source: Internal Data

Top 5 EVC Certificates

CSU GE

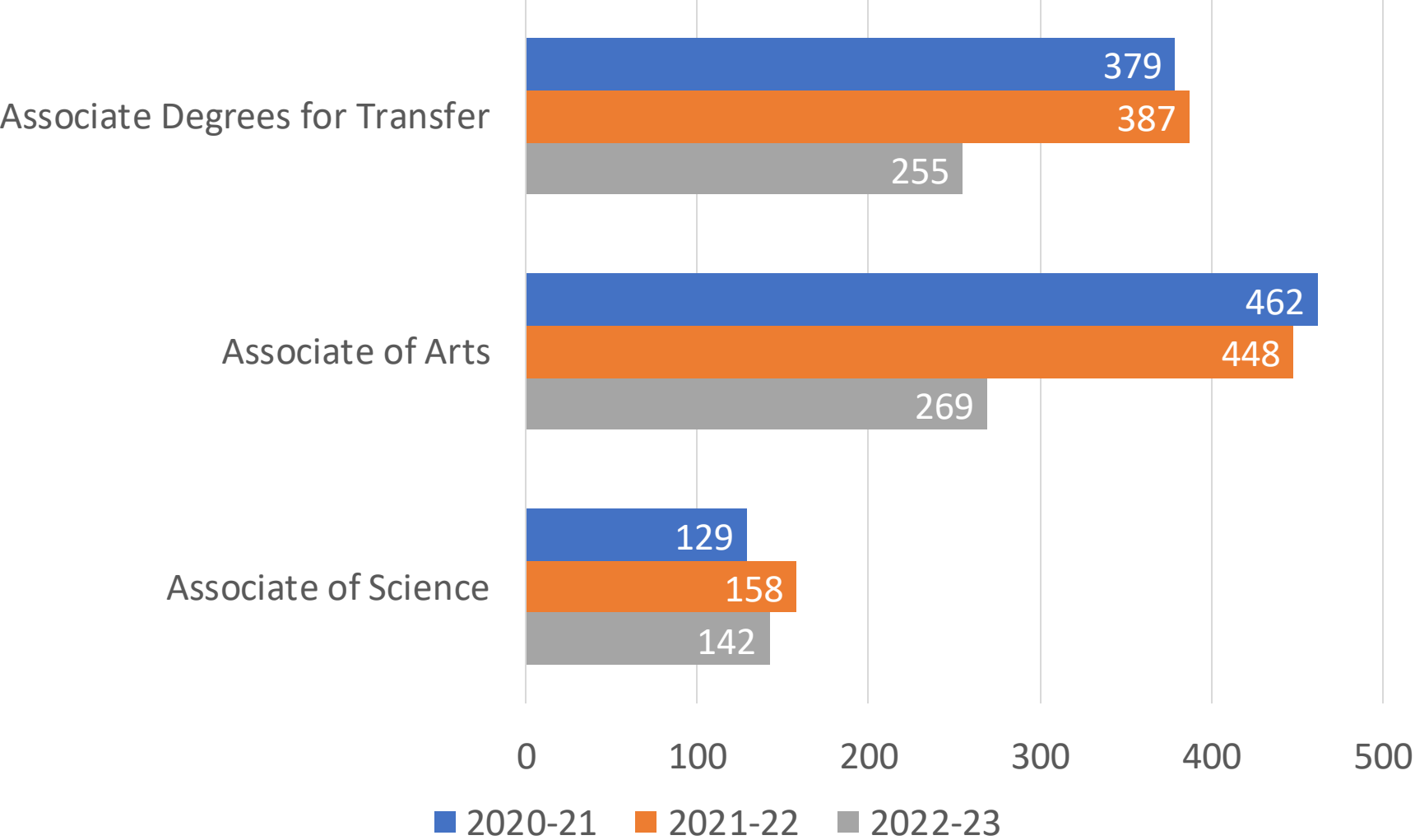
Translation and Interpretation

IGETC

Automotive Foundational Skills

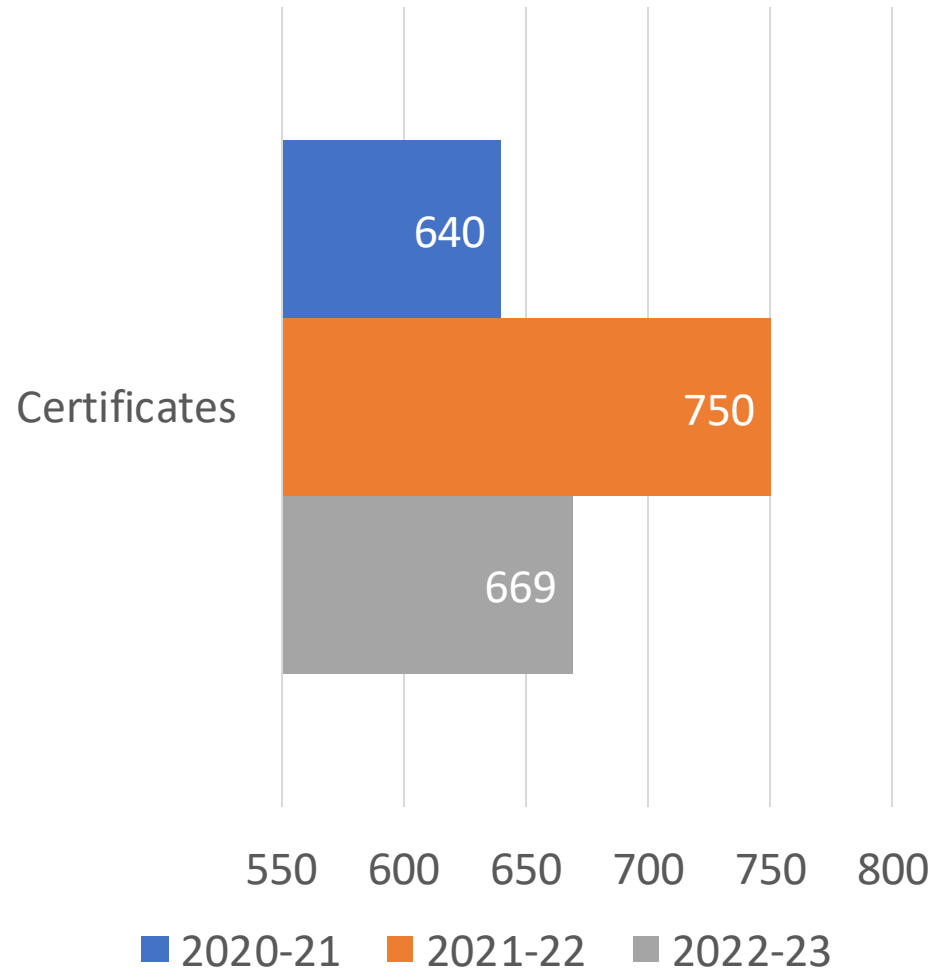
Paralegal Studies

San José City College: Number of Associate Degrees



Note: Associate degrees in 2020-21 (970), 2021-22 (993), and 2022-23 (666).
Source: Internal Data

San José City College:
Number of Certificates



Source: Internal Data

Top 5 SJCC Certificates

CSU GE

Cosmetology

Medical Assisting

IGETC

Dental Assisting

- Districtwide **over 1,100 students** in 2020-21 transferred to a four-year institution who indicated they were on the degree/transfer student journey
- Students considered on this journey earned 12 or more community college units and exited the system to enroll into a four-year institution


DEGREE & TRANSFER STUDENTS TRANSFERS

Number of Districtwide Transfers to Any 4-Yr Institutions by Ethnicity

	2018-19	2019-20	2020-21	% Change (2018-19 to 2020-21)
Total*	1,089	1,105	1,181	+8%
Asian	314	322	389	+24%
Black or African American	38	42	39	+3%
Filipino	88	78	63	-28%
Latinx	412	457	460	+12%
Multi-Ethnicity	46	49	44	-4%
White	101	123	126	+25%

Note: * Groups with <10 students were masked in the dataset (e.g., American Indian/Alaska Native & Pacific Islander/Hawaiian students);
Masked and Unknown Groups are included in the overall Total.

Source: Cal-PASS - Student Journey Type: Degrees/Transfer Students - <https://www.calpassplus.org/LaunchBoard/Student-Success-Metrics.aspx>



Top 5 California State Universities students apply to and enroll

- **San José State University**
- **Cal State East Bay**
- **San Francisco State University**
- **San Diego State University**
- **Sacramento State University**



Top 5 University of California campuses students apply to and enroll

- **Berkeley**
- **Davis**
- **Santa Cruz**
- **San Diego**
- **Irvine**

Source: UC Information Center, Admissions by Source School (2021-22 recent year with complete data)

Evergreen Valley College

	2018-19	2019-20	2020-21	% Change from 2018-19 to 2020-21
Any 4-Year	735	765	822	+12%
CSU/UC	618	668	722	+17%
Private In-State Institution	51	35	42	-17%
Out-of-State Institution	71	65	66	-7%

San José City College

	2018-19	2019-20	2020-21	% Change from 2018-19 to 2020-21
Any 4-Year	594	614	680	+14%
CSU/UC	489	522	581	+19%
Private In-State Institution	34	24	41	+21%
Out-of-State Institution	75	70	60	-20%

san josé·evergreen
COMMUNITY COLLEGE DISTRICT



THANK YOU