



Second Quarter Reporting on Ends Policies

Alice van Ommeren, Ed.D

Lena Tran, Ed.D

Maniphone Dickerson, Ph.D



Boards' Ends Policies

- Student Success
 - Degree and Certificate Completion
 - Transferability
 - College Readiness
 - College Experience
- Community Impact
 - Career Development
 - Community, Business, Industry and Trades Partnerships/
Collaborations



Q2-Community Impact – Career Development

- 1.1 CTE (Career Technical Education*) Success Rate
- 1.2 CTE Course Completion Rate
- 1.3 Number of CTE Degrees/Certificates
- 1.4 Skills Builder Metric
- 1.5 Employed After Exit
- 1.6 Job Related to Program of Study
- 1.7 Median Earnings After Exit/Award
- 1.8 Success with Licensing Exam

** Also now referred to as Career Education*



How much Career Education at SJECCD?

- In 2016-17, SJCC offered 416 CTE sections making up about 25% of all the sections. This resulted in 1,593 CTE FTES, making up about 29% off all FTES at SJCC.
- For that same year, EVC offered 219 CTE sections making up about 14% of all the sections. This resulted in 1,057 CTE FTES for that year, which made up about 16% off all FTES.

Career Education at SJCC

Business and Workforce

❖ Business Administration

- Entrepreneurship
- Marketing
- Real Estate

❖ Computer Applications

- Microsoft Network MCSA
- Microsoft Network MCSE

❖ Computer Information Systems

- Coding: Python, Java
- Networking
- Cisco Academy
- Cloud Computing
- Data Science
- Web Developer

❖ Cosmetology

❖ Esthetics

❖ Dental Assisting

❖ Emergency Medical Technician

❖ Health Education

❖ Medical Assisting

- Front Administrative
- Clinical (Back Office)

General

- ❖ Administration of Justice
- ❖ Alcohol and Drug Studies
- ❖ ECE: Early Childhood Development
- ❖ Pathway to Law

Applied Technology

- ❖ Air Conditioning Refrigeration Technology
- ❖ Construction Technology
- ❖ Electrician
- ❖ Facilities Maintenance
- ❖ Laser Technology
- ❖ Machine Technology
- ❖ Solar/Energy Efficient

Pre -Apprenticeships

- ❖ Construction

❖ Apprenticeships

- ❖ Ironworkers
- ❖ Meat Cutters



Career Education at EVC



❖ Auto Technology

- ❖ Accounting
- ❖ Administrative Justice
- ❖ Business Administration
 - Entrepreneurship
 - General Business
- ❖ Business Information Systems

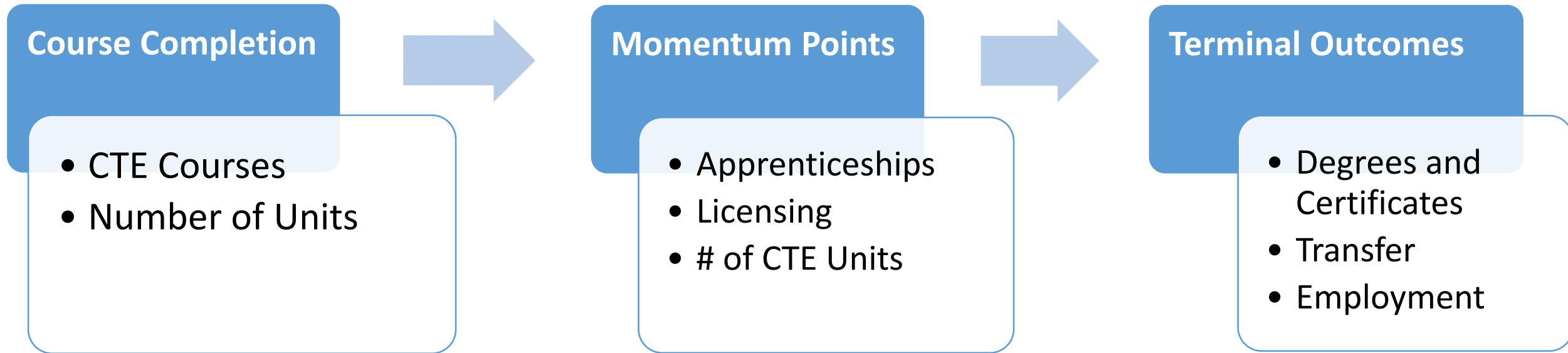


❖ Nursing

- ❖ Building Information Modeling
- ❖ Computer Drafting and Design
- ❖ Computer Information System
 - Programming
 - Cybersecurity
 - Robotics
- ❖ Surveying and Geomatics
- ❖ Media Arts Design

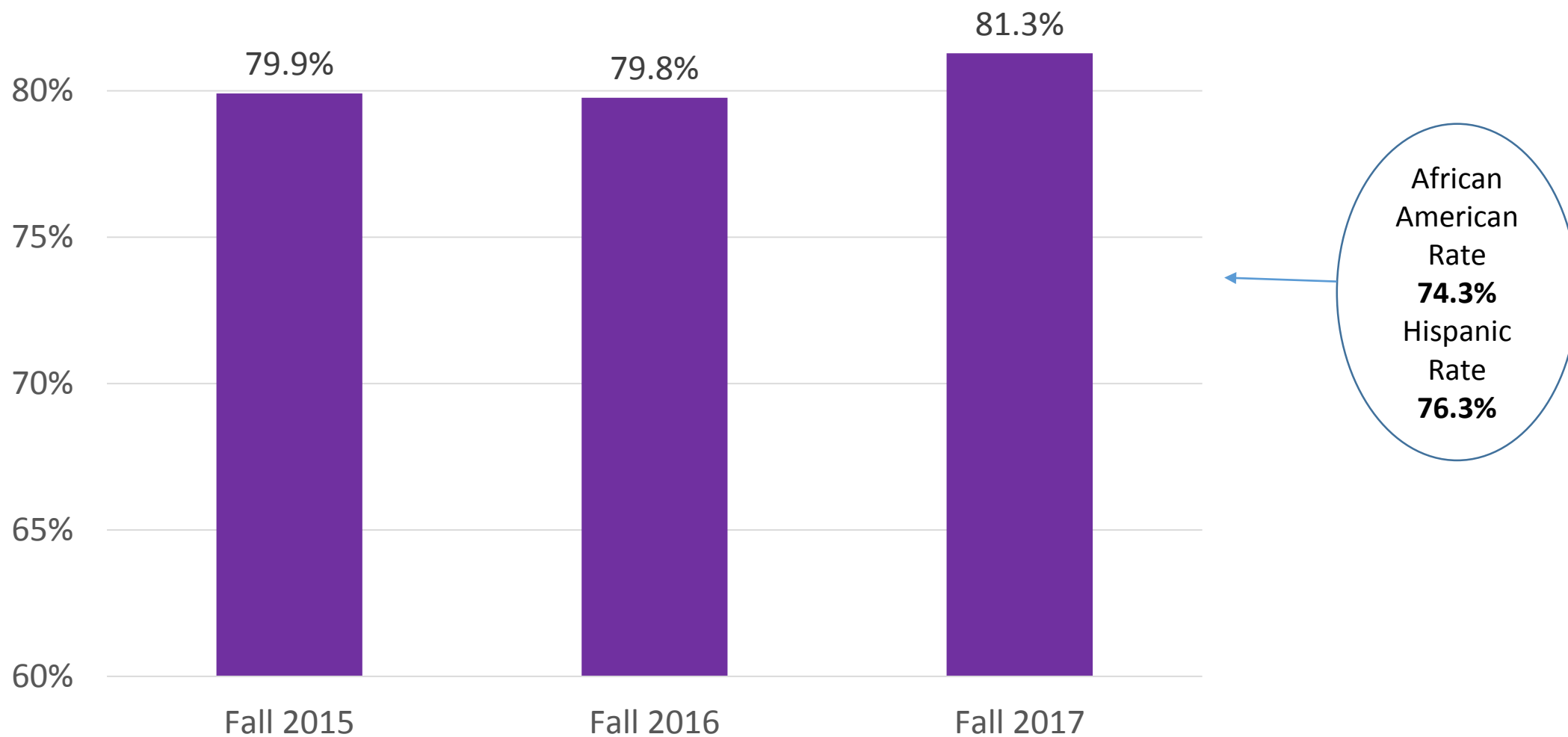
- ❖ Medical Assisting- Front office
- ❖ Patient Community Navigator
- ❖ Paralegal Studies
- ❖ Translations and Interpretation

Career Education Pathway to Completion



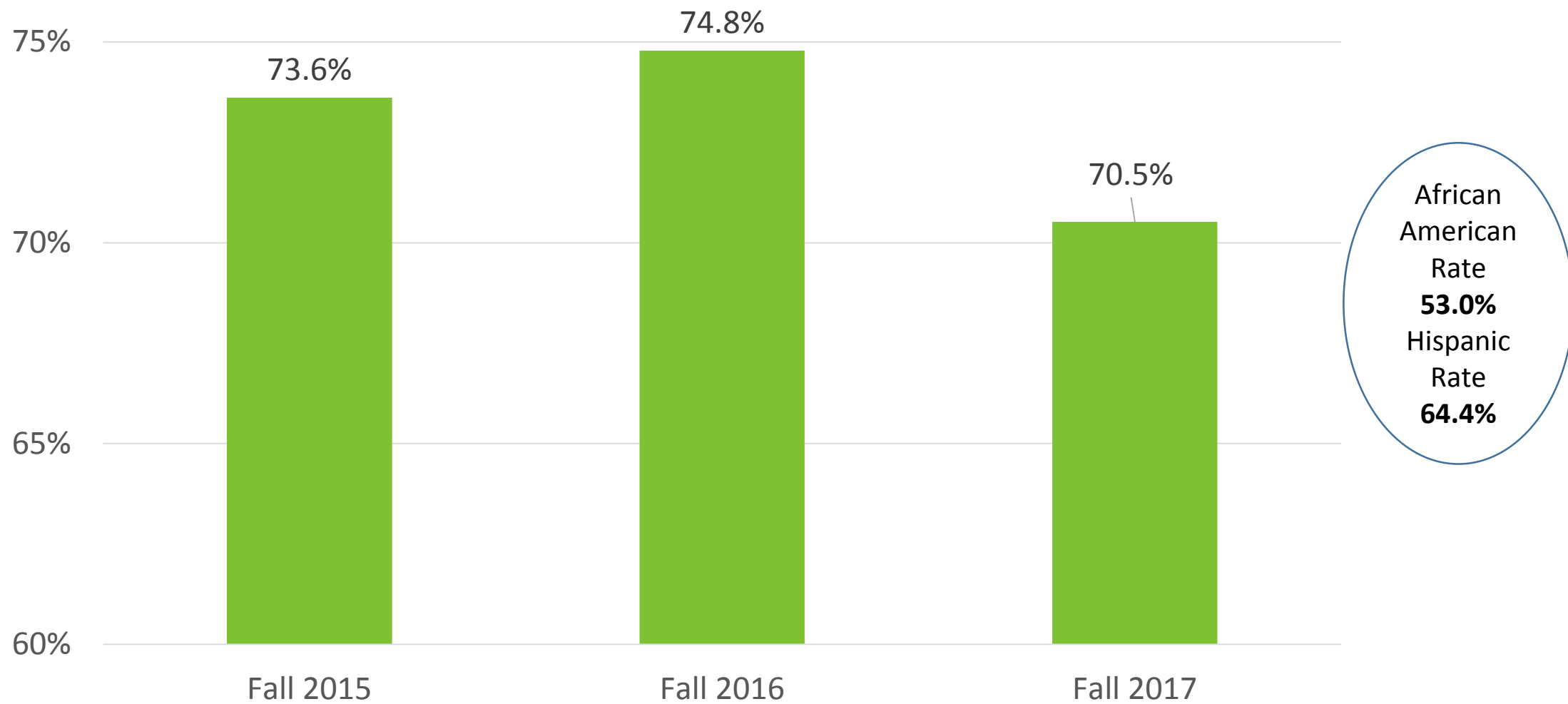


SJCC – CTE/CE Course Success Rate (1.2)





EVC – CTE/CE Course Success Rate (1.2)





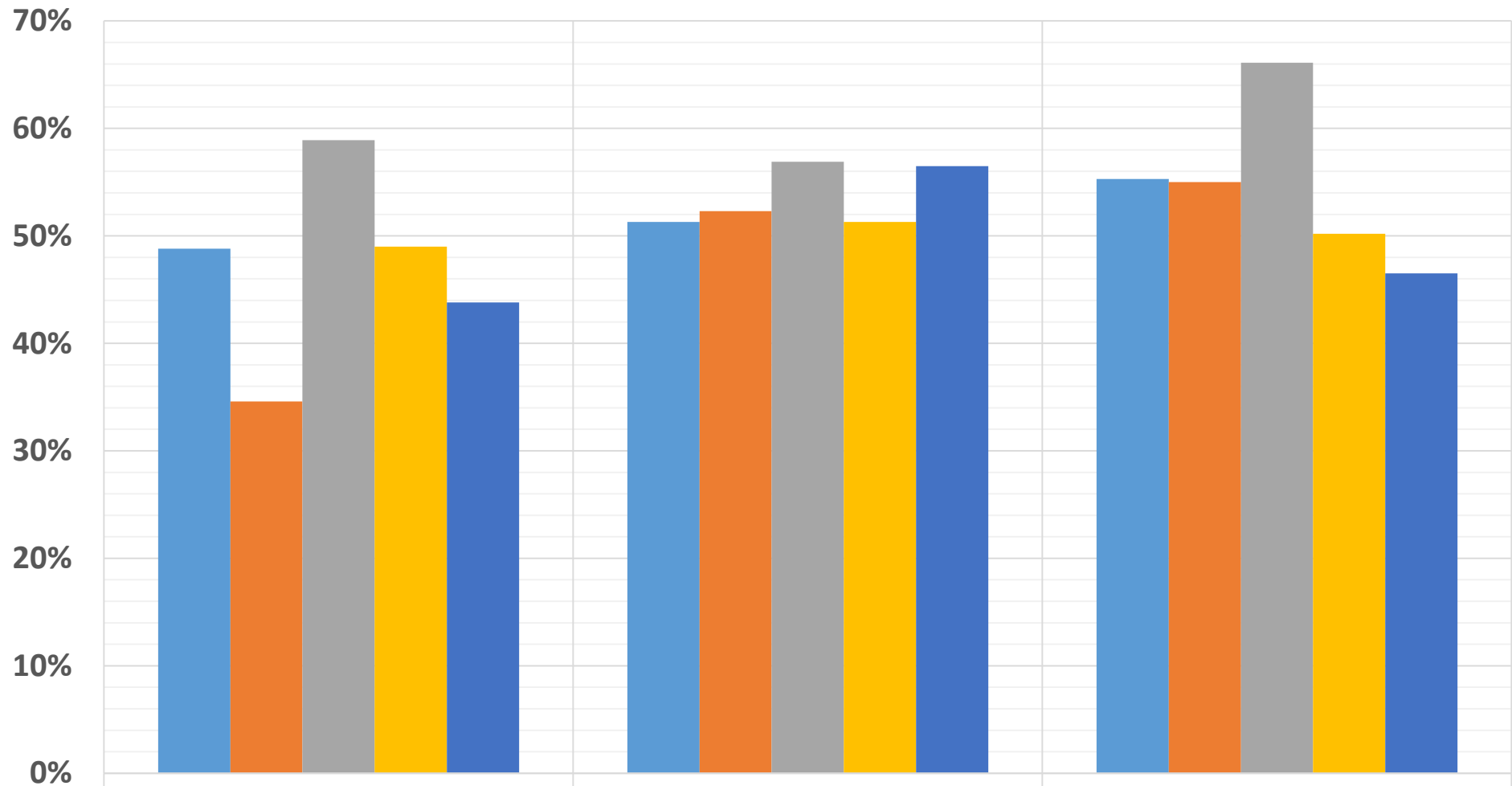
Scorecard CTE Completion Rate (1.1)

- Cohort of students who attempted a CTE course for the first-time and completed more than 8 units within three years in a single vocational discipline.
- Outcome within six years is:
 - Completion of a degree, certificate or apprenticeship
 - Transfer to a four-year institution
 - Transfer prepared



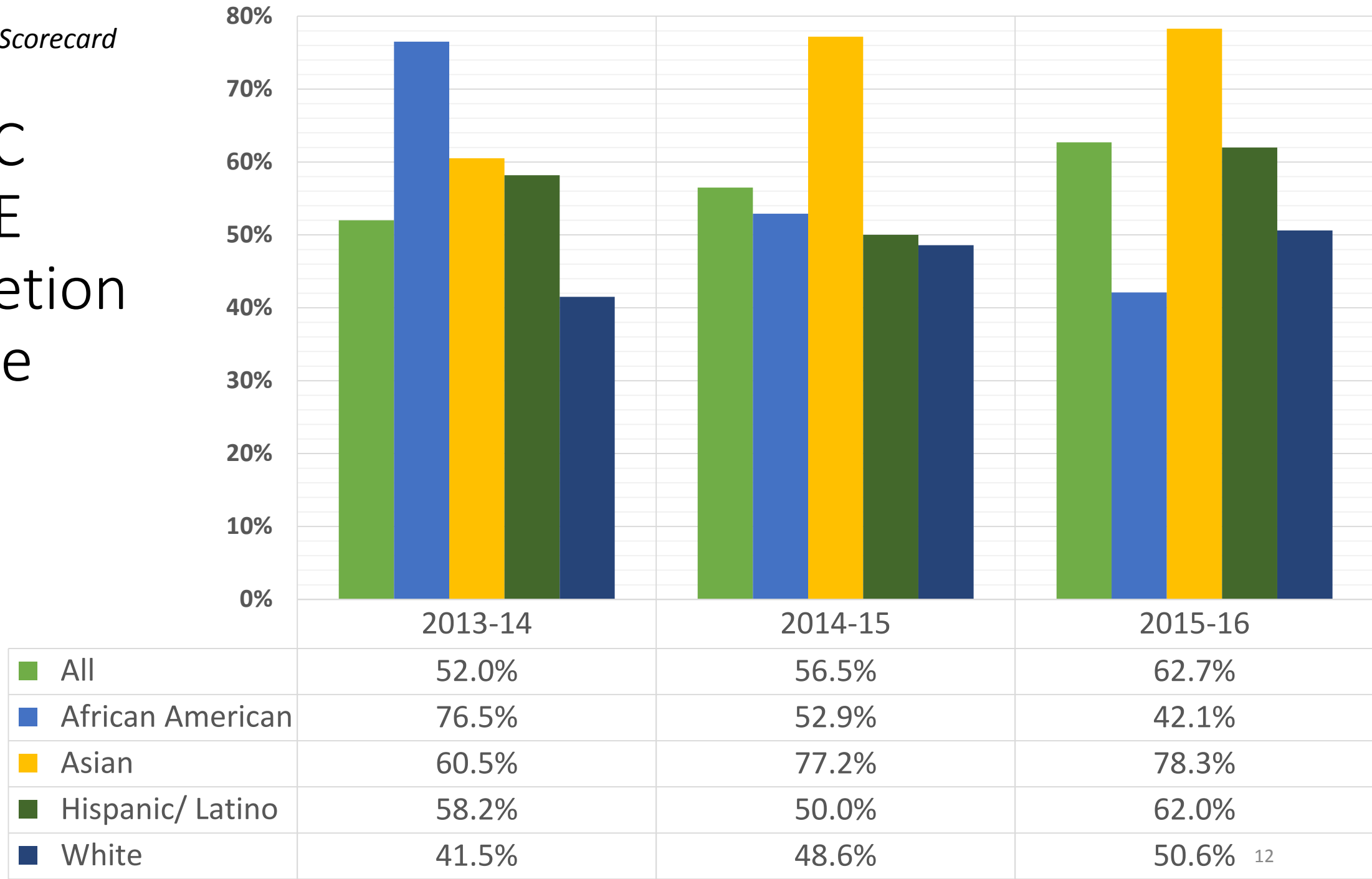
Source: 2018 Scorecard

SJCC CTE Completion Rate



All	48.8%	51.3%	55.3%
African American	34.6%	52.3%	55.0%
Asian	58.9%	56.9%	66.1%
Hispanic/ Latino	49.0%	51.3%	50.2%
White	43.8%	56.5%	46.5% ¹¹

EVC CTE Completion Rate





SJCC – Total CTE Awards and Top Five (1.3)

	2014-15	2015-16	2016-17
Total CTE Awards	631	622	633
Top Five CTE Awards			
- Cosmetology/Barbering (<60 units)	139	75	122
- Business Administration	42	69	72
- Environmental Control Technology	24	47	47
- Accounting	11	11	27
- Clinical Medical Assisting	12	10	24

Source: DataMart (CCCCO)



EVC – Total CTE Awards and Top Five (1.3)

	2014-15	2015-16	2016-17
Total CTE Awards	286	298	318
Top Five CTE Awards			
- Business Administration	28	102	118
- Registered Nursing	60	49	68
- Accounting	27	21	26
- Automotive Technology	24	17	14
- Medical Office Technology	9	15	12

Source: DataMart (CCCCO)



Skills Builder Metric (1.3)

- Students maintaining/adding to skill-sets required for ongoing employment and career advancement.
- They do not earn community college certificates or degrees and don't transfer to a four-year institution.
- Based on recent research, most skills-builder take only one or two courses, mostly CTE.
- Most are older students, experience in the workforce.
- Cohort is students completing at least one course in CTE and not enrolled after 1 year, no award/transfer after leaving.



2018 STUDENT SUCCESS SCORECARD

San Jose City College

[Click here to select a different college](#)

CURRENT PROFILE

Math & English/ESL Metrics

Remedial/ESL

Transfer Level Achievement

Completion Metrics

Persistence

30 Units

Degree/Transfer

CTE Metrics

CTE

Skills Builder

[Disciplines](#)[Demographics](#)

Skills Builder

[Click here to view trend data](#)

The median percentage change in wages for students who completed higher level CTE coursework in 2014-2015 and left the system without receiving any type of traditional outcome such as transfer to a four year college or completion of a degree or certificate.

Median Earnings Change

+34.7%

N=622


Disciplines with the highest enrollment

Median % Change

Total N

Accounting		26.4%	71
Child Development/Early Care and Education		36.7%	66
Computer Programming		24.8%	64
Information Technology, General		26.8%	49
Emergency Medical Services		93.1%	48
Business and Commerce, General		26.4%	45
Environmental Control Technology		23.6%	34
Administration of Justice		54.2%	33
Office Technology/Office Computer Applications		66.3%	29
Alcohol and Controlled Substances		41.0%	29

Statewide
28.2%



2018 STUDENT SUCCESS SCORECARD

Evergreen Valley College

[Click here to select a different college](#)

CURRENT PROFILE

Math & English/ESL Metrics

Remedial/ESL

Transfer Level Achievement

Completion Metrics

Persistence

30 Units

Degree/Transfer

CTE Metrics

CTE

Skills Builder

Disciplines

Demographics

[Click here to view trend data](#)

Skills Builder

The median percentage change in wages for students who completed higher level CTE coursework in 2014-2015 and left the system without receiving any type of traditional outcome such as transfer to a four year college or completion of a degree or certificate.

Median Earnings Change

+25.1%

N=458

Disciplines with the highest enrollment	Median % Change	Total N
Police Academy	13.5%	130
Automotive Technology	38.0%	74
Accounting	82.9%	48
Administration of Justice	78.2%	35
Office Technology/Office Computer Applications	35.9%	34
Alternative Fuels and Advanced Transportation Technology	76.3%	33
Information Technology, General	23.0%	33
Business and Commerce, General	30.2%	31
Medical Office Technology	83.4%	30
Drafting Technology	94.0%	20

*: Cohort fewer than 10 students

Statewide
28.2%



SJCC – Employed After Exit (1.5)

EMPLOYED IN THE FOURTH FISCAL QUARTER AFTER EXIT: 78%

76%

Microregion Median

73%

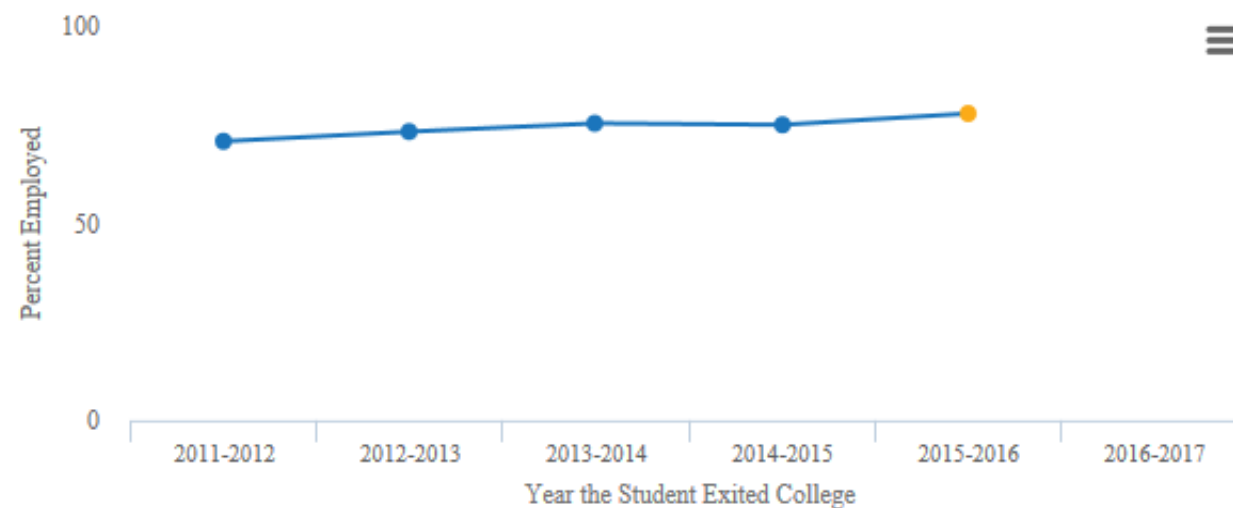
Macroregion Median

70%

State Median

86%

Top in State



Source: Chancellor's Office MIS system National Student Clearinghouse Employment Development Department Unemployment Insurance

Dataset



EVC – Employed After Exit (1.5)

— EMPLOYED IN THE FOURTH FISCAL QUARTER AFTER EXIT: **76%**

76%

Microregion Median

73%

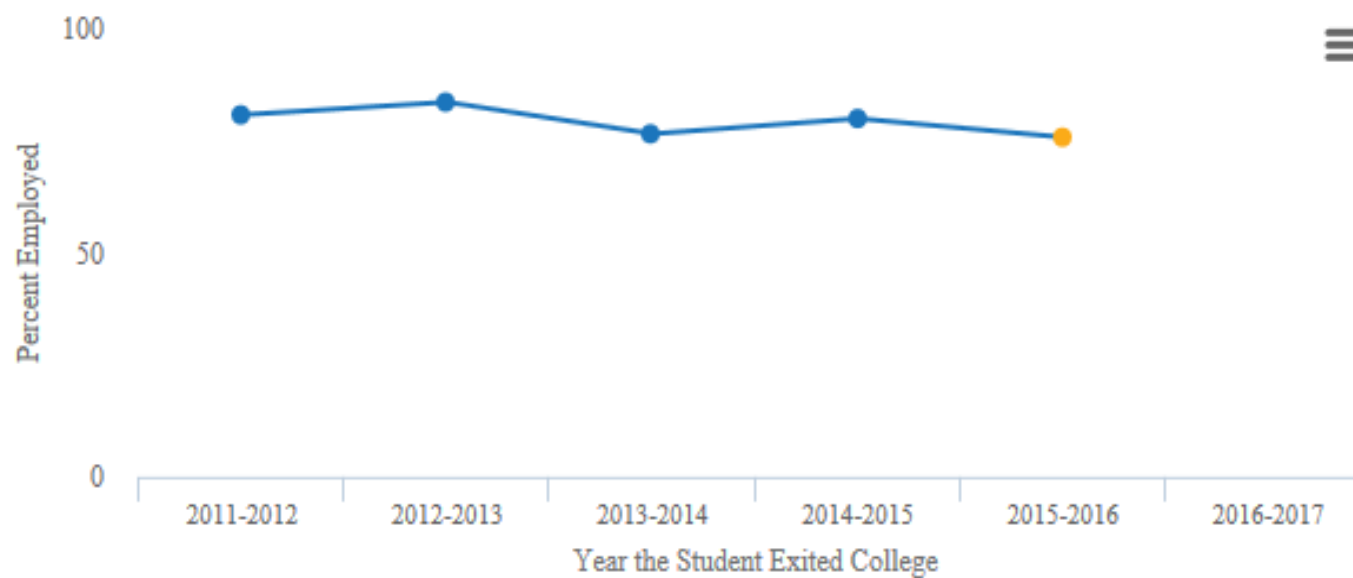
Macroregion Median

70%

State Median

86%

Top in State



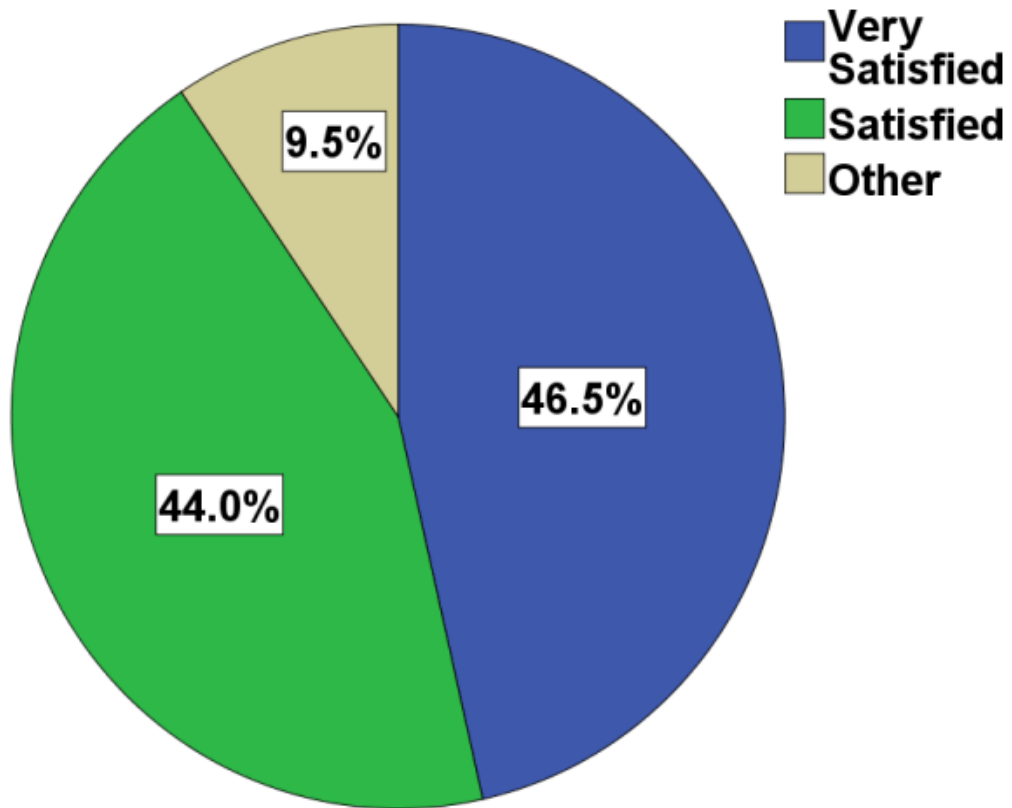
Source: Chancellor's Office MIS system National Student Clearinghouse Employment Development Department Unemployment Insurance

Dataset

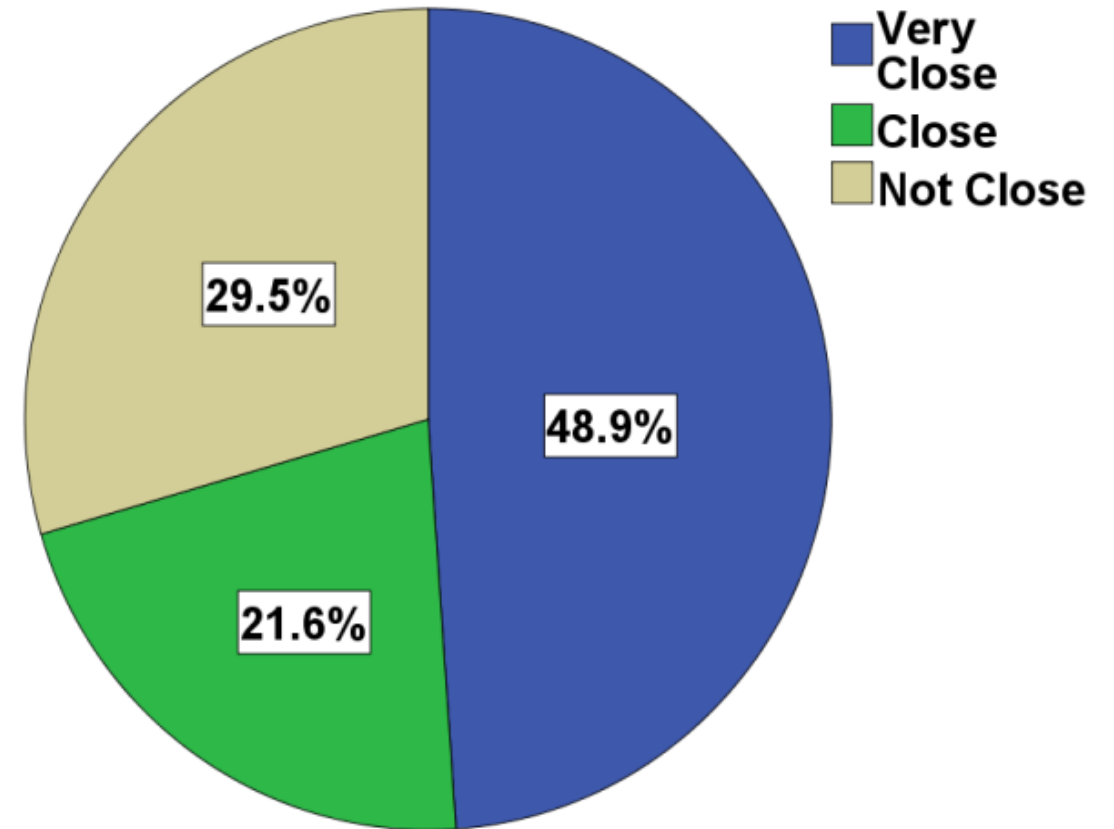


SJCC - Job Related to Program of Study (1.6)

Satisfaction with SJCC Education & Training



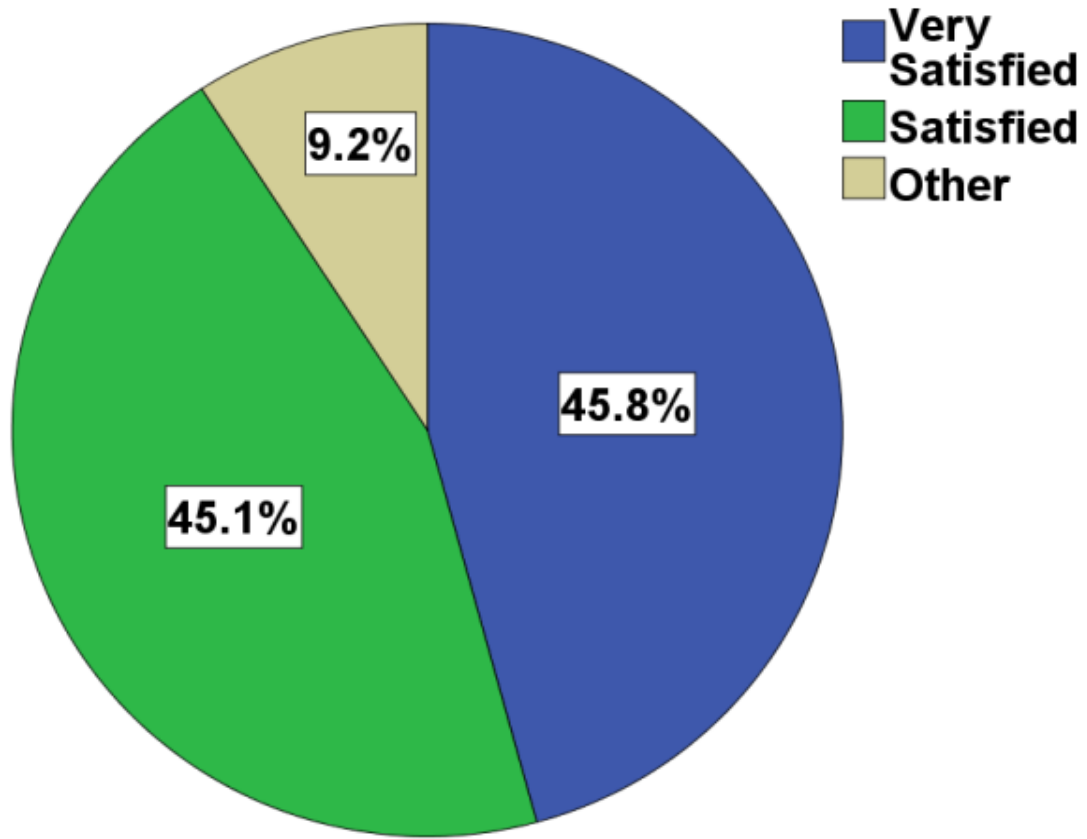
Secured Job Closely Related to SJCC Training



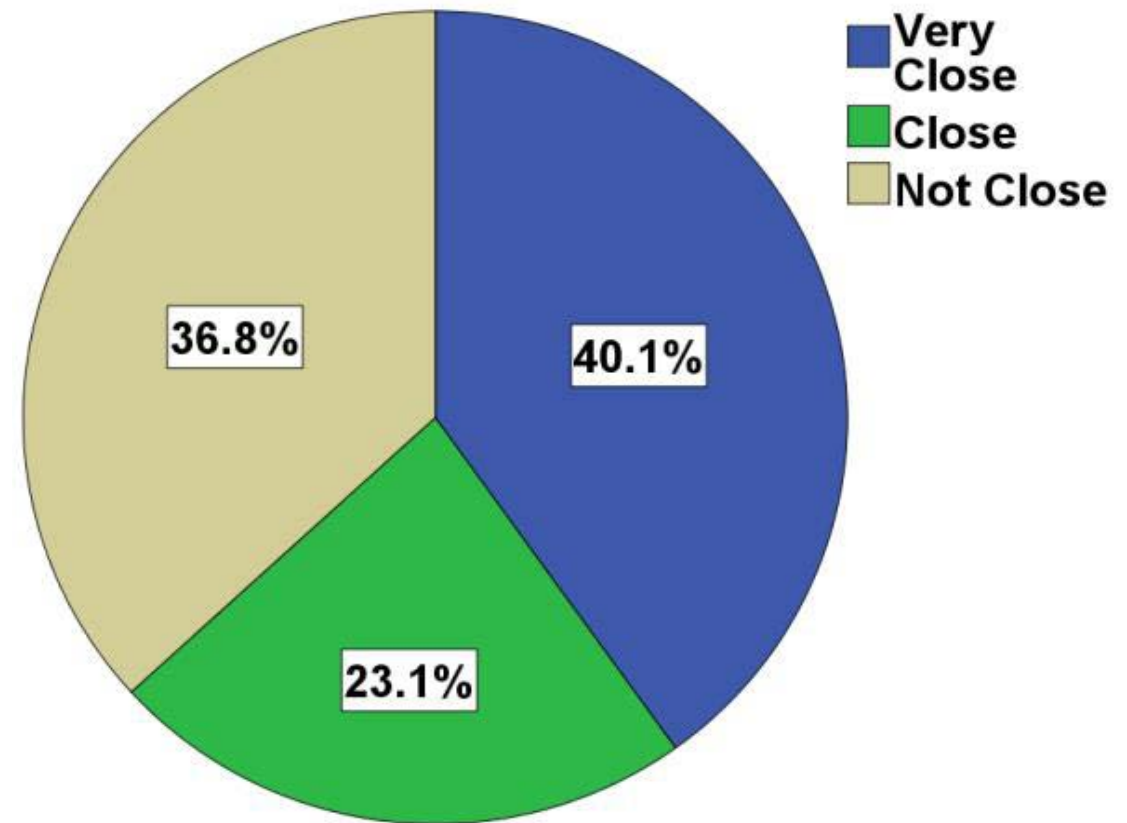


EVC - Job Related to Program of Study (1.6)

Satisfaction with EVC Education & Training



Secured Job Closely Related to EVC Training



SJCC – Career Readiness

❖ Job Developer

- Career Exploration
- Resume Development
- Pre and Post Interview Preparation
- Workshops & Orientation
- Classrooms
- Employers Engagement
- Alumni Support

❖ Counselors

- Educational Plans
- Stackable Certificates
- Cohort Counseling (model)
- Early Alert
- In class visits
- Grad Petitions
- Course Substitutions
- Credit by Exam

❖ Support Services

- LinkedIn
- Viridis
- Prep Steps
- Lyft
- Internships/Work Experience (144)

❖ Current Projects

❖ IDT

- IoT: Learn and Earn

❖ Apprenticeship Grant

- Electrician
- Computer Information Technology
- Healthcare

❖ Internships

- NextFlex
- eBay



EVC- Successful Interventions for Employability

- Career Coaches
 - Resume Development
 - Interview Preparation
 - Application Follow-up
- Embedded Counselors
 - Educational Plans
 - Stackable certificates
 - Early Alert
 - In class visits
 - Grad Petitions
 - Course Substitutions

- In progress
 - Silicon Valley Apprenticeship Grant
 - Auto Technology
 - Computer Information Technology
 - Internships
 - Individualized match by skill set
 - EY and KPMG



SJCC - Median Wages Three Years After Award (1.7)

	Median Wages	Total Awards
Laser and Optical Technology	\$90,450	52
Business Administration	\$59,558	19
Business and Commerce	\$59,291	14
Environmental Control Technology	\$55,529	54
Liberal Arts and Sciences	\$54,200	52

Source: DataMart (CCCCO)



EVC - Median Wages Three Years After Award (1.7)

	Median Wages	Total Awards
Registered Nursing	\$103,530	241
Administration of Justice	\$58,622	35
Drafting Technology	\$58,178	23
Office Technology/Computer Applications	\$49,821	17
Automotive Technology	\$45,485	16

Source: DataMart (CCCCO)



SJCC - Success with Licensing Exams (1.8)

Licensure Pass Rates

Program	Exam Type	Institution Set Standard	2016 Pass Rate (%)	2015 Pass Rate (%)	2014 Pass Rate (%)
Cosmetology	State	86%	85%	100%	100%
Dental	National	85%	84%	100%	100%
HVAC	State	72%	100%	70%	70%
Medical	State	80%	89%		
Real Estate	State	62%	65%	70%	70%
Esthetics	State	89%	100%	100%	96%



EVC - Success with Licensing Exams (1.8)

Licensure Pass Rates

Program	Exam Type	Institution Set Standard	2016 Pass Rate (%)	2015 Pass Rate (%)	2014 Pass Rate (%)
Registered Nursing	National	80%	94%	85%	81%
Nursing Assistant/Home Health Aide	State	90%	90%	99%	95%
Honda PACT	Other	90%	95%	83%	99%

Celebrating SJCC CTE Recognition

❖ HVAC

➤ #5

❖ Cosmetology

➤ #3

❖ Dental Assisting

➤ #1

➤ 4391 colleges and universities offering Healthcare

❖ Pathway to Law

- University of San Francisco
- University of Santa Clara
- University of California Davis
- University of Southern California
- Loyola University, Los Angeles
- University of California Irvine



SCHOOLS.COM



SCHOOLS.COM



SCHOOLS.COM

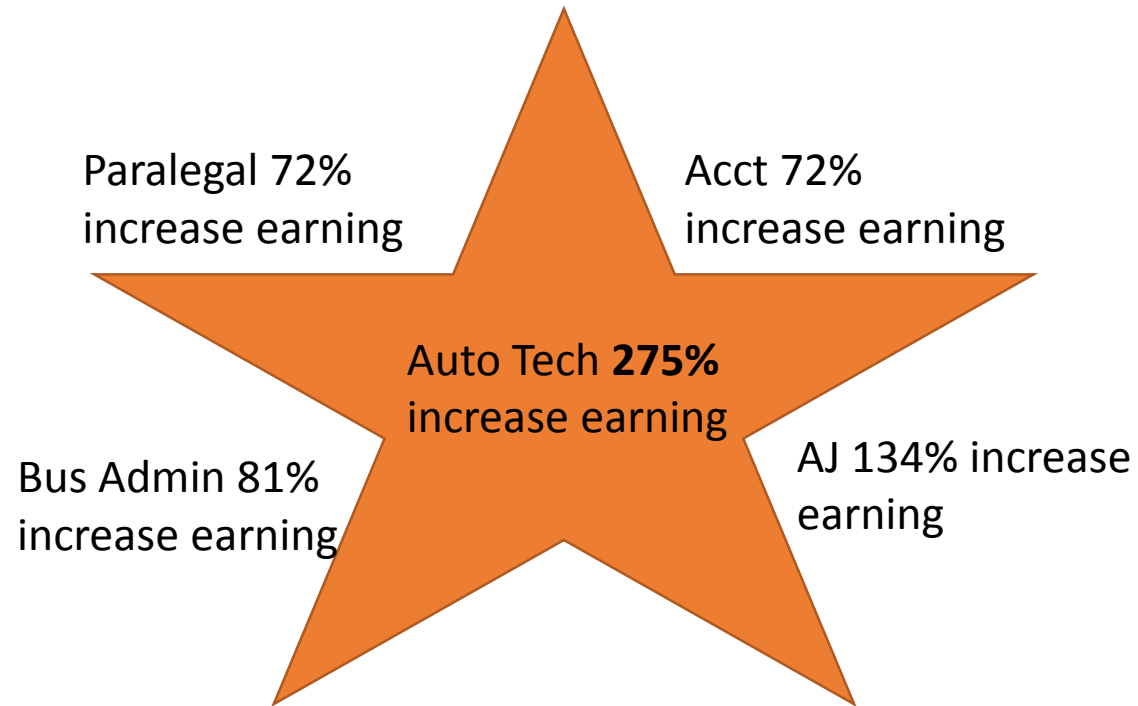


Source: Schools.com considers degrees, in-state undergraduate tuition & fees, graduation rates, accessibility, institutional spending, student-to-faculty ratio, flexibility, size of the program, and related subjects based on National Center for Education Statistics.



Celebrating EVC CTE Recognition

- EVC CCCCCO Strong Workforce Stars



Public Data Sources

- Student Success Scorecard
- Launchboard
- DataMart
- CTEOS Survey

