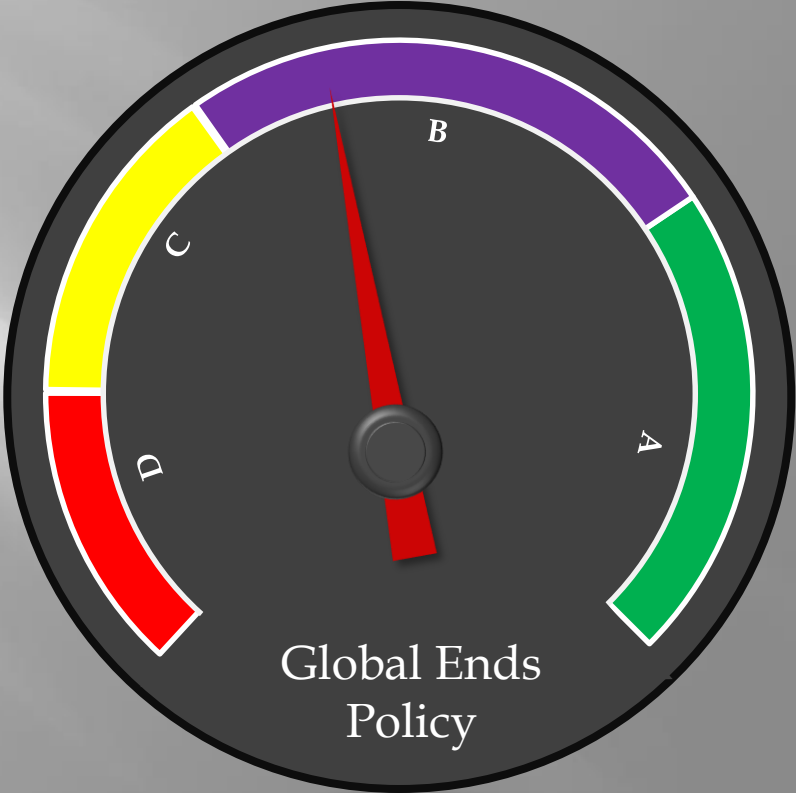



Board Ends Policy Dashboard



Global Ends Statement

Ensure all students, especially those with educational and/or socioeconomic challenges have the skills and capabilities to be successful in the next stage of life.

Global Ends Statement








Ends Policies	# of Measures	Rating	Status
1 Career Development	8	2.64	●
2 Transferability	6	3.67	●
3 College Readiness	5	3.50	●
4 Institutional Excellence	9	3.14	●
5 Student Success	7	3.83	●
6 College Experience	5	2.50	●
<hr/>			
Global Ends Policy	40	3.21	●

Career Development

Students will acquire skills sufficient to get, keep and progress in jobs with local employers, particularly in high wage/high growth areas, for all students, especially for:

- ▣ 1.a.-Under-prepared Students
- ▣ 2.b.-Older displaced students
- ▣ 3.c.-Young people at the start of their careers

Career Development

Number	Measurement	Target	Status	Score	Rating	Light	
1-1.1	BS Math Completion		30.26%	27.9%	92.20%	4	
1-1.2	BS English Completion		41.63%	44.7%	107.37%	4	
1-1.3	ESL Completion		23.20%	23.00%	99.14%	4	
1-2.1	Degrees Conferred		900	1127	125.22%	4	
1-2.2	Certificates Conferred		388	456	117.53%	4	
1-3	Alignment between degree offerings and workforce needs	--	--		0.00%	1	
1-4	Enrollment in workforce/occupational courses		11,500	9,660	84.00%	3	
1-5	Increased corporate partnerships				0.00%	1	
1-6	Increased revenue from contract training		\$150,000	\$115,220	76.81%	2	
1-7	Increased community awareness of district programs				0.00%	1	
1-8	Increased student goal attainment				0.00%	1	
					Overall Rating	2.6	

Transferability

All students, especially under-prepared students, will achieve academic success sufficient to transfer to a four-year post-secondary institution.







Transferability

Number	Measurement	Target	Status	Light	Rating	Light
2-1	Degree Completion and/or transfer ready status	59.12%	49.00%	82.88%	3	●
2-2	Number of ADT programs approved by the state	15	18	120.00%	4	●
2-3	Student transfer rate	38.00%	34.08%	89.68%	4	●
2-4	Number of online sections offered	150	137	91.33%	4	●
2-5	Enrollment in online courses	8000	7582	94.78%	4	●
2-6	Student demographics proportionate to the county population	100%	80%	80.00%	3	●
					Overall Rating	3.67 ●

College Readiness

Students will develop the language skills to succeed in college, the ability to analyze, synthesize, and evaluate information and will be able to effectively communicate with others and successfully work collaboratively in culturally diverse settings.

College Readiness

Number	Measurement	Target	Status	Score	Rating	Light	
	Percentage of Course and Program Student						
3-1	Learning Outcomes Assessed	100%	80%	80%	3		
	Student Success on Institutional Learning						
3-2	Outcomes	100%	0	0			
3-3	Student Habits of Mind	50.4	47.5	94.25%	4		
3-4	Student Pluralistic Orientation	50.1	49.35	98.50%	4		
3-5	Student Integration of Learning	50.7	44.85	88.46%	3		
					Overall Rating	3.5	

Institutional Excellence

The District's governing board, staff and faculty will demonstrate through a culture of evidence commitment to excellence, equity and inclusion in every facet of its mission.

Institutional Excellence

Number Measurement	Target	Status	Light	Rating	Light
Employee demographics as a proportion 4-1 of area demographics	0.85	0.75	88.24%	3	●
Faculty demographics as a proportion to 4-2 student demographics	0.85	0.62	72.94%	2	●
Student demographics as a function of 4-3 Area Demographics	0.85	0.93	108.82%	4	●
Board Evaluation of its own 4-4 Effectiveness	4.50	3.92	87.11%	3	●
Employee rating of the institutional 4-5 climate	1.50	1.73	86.71%	3	●
4-6 Student rating of the institutional climate	1.50	1.81	82.87%	3	●
4-7 Employee satisfaction with district services	3.50	3.80	108.57%	4	●
4-8 Employee rating of feeling valued	3.50	3.15	90.00%	4	●
4-9 Student rating of feeling valued	3.50	3.07	87.71%	3	●
				Overall Rating	3.1 ●

Student Success

The San Jose-Evergreen Community College District will improve student success through enhanced educational services and programs and strengthened community engagement

Student Success

Number	Measurement	Target	Status	Score	Rating	Light
5-1	Persistence	61.12%	68.80%	112.57%	4	●
5-2	Course completion	70%	66.71%	95.30%	4	●
5-3	Basic skills completion	47.04%	46.30%	98.43%	4	●
5-4	Retention	80.00%	86.70%	108.38%	4	●
5-5	30 unit completion	69.22%	65.60%	94.77%	4	●
	Course productivity					●
5-6	rates	515	449.84	87.35%	3	
				Overall Rating	3.8333	●

College Experience

Enrichment opportunities will exist to enhance the learning environment and support student success.

College Experience

Number	Measurement	Target	Status	Score	Rating	Light
6-1	Students feelings of safety on campus	100%	51.5%	51.5%	2	●
6-2	Student assessment of campus climate	100%	54.1%	54.1%	2	●
6-3	Faculty and staff assessment of campus climate	100%	74.5%	74.5%	2	●
6-4.1	Active and Collaborative Learning	60%	51.3%	85.5%	3	●
6-4.2	Student Effort	60%	48.5%	80.8%	3	●
6-4.3	Academic Challenge	60%	49.1%	81.8%	3	●
6-4.4	Student-faculty interaction	60%	46.4%	77.3%	2	●
6-4.5	Support for Learners	60%	49.2%	82.0%	3	●
Overall Rating					2.5	●

Questions

- ▣ Are targets set too low on some indicators?
- ▣ Do we have the right words to define our Ends Policies?
- ▣ Is this an opportunity to revise?