

2021 SPRING FAST FACTS

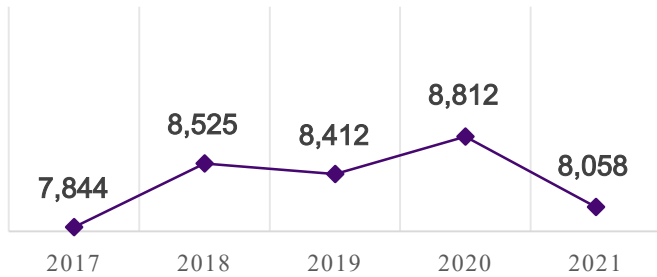
SAN JOSÉ CITY COLLEGE | WWW.SJCC.EDU

(*AT CENSUS)

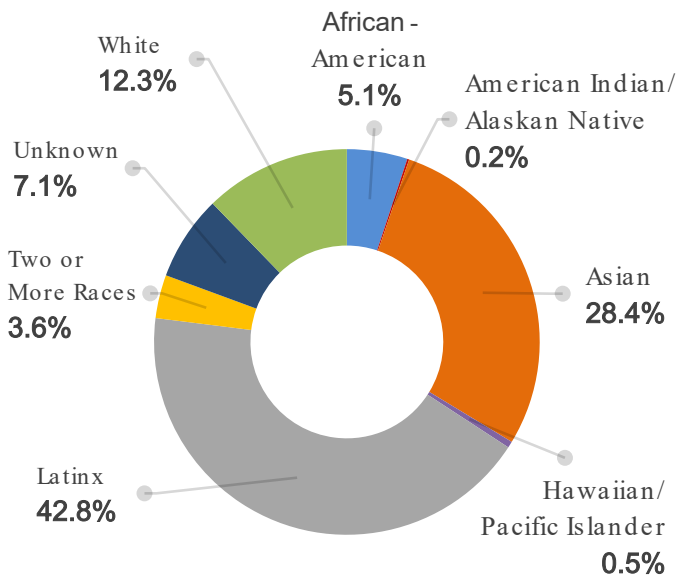
STUDENT ENROLLMENT

Headcount	8,058
Full-Time Equivalent	1,915

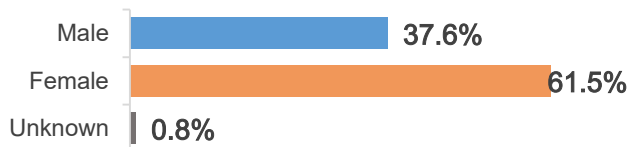
FIVE-YEAR TREND (HEADCOUNT)



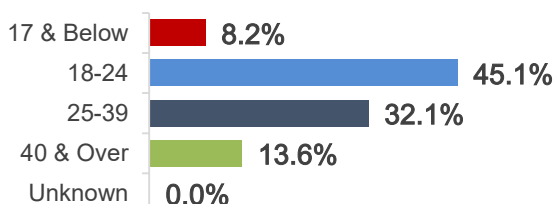
STUDENT ETHNICITY



STUDENT GENDER



STUDENT AGE



NUMBER OF SECTIONS OFFERED

Credit	690
Non-Credit	49

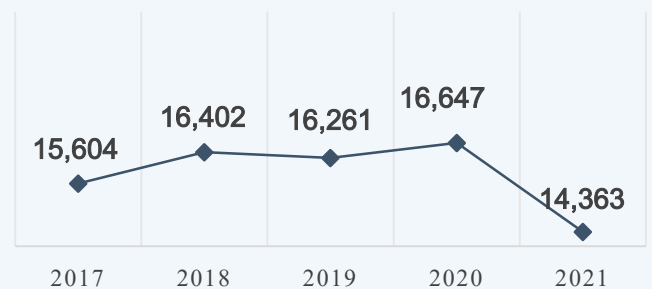
STUDENT CREDITLOAD

Full-Time	30.0%
Part-Time	70.0%

DISTRICT SPRING ENROLLMENT

Headcount (unduplicated)	14,363
Full-Time Equivalent	4,059

DISTRICT FIVEYEAR TREND (HEADCOUNT)



DISTRICT ENROLLMENT BY RESIDENCE

Cities with over 100 Students

San José	11,588	80.7%
Milpitas	320	2.2%
Santa Clara	251	1.8%
Morgan Hill	268	1.9%
Campbell	166	1.2%
Gilroy	199	1.4%
Sunnyvale	117	0.8%
Fremont	114	0.8%
Other	1,340	9.3%

DISTRICT (2020-21) ANNUAL ENROLLMENT

Headcount (unduplicated)	23,499
Full-Time Equivalent	10,327

2021 SPRING FAST FACTS

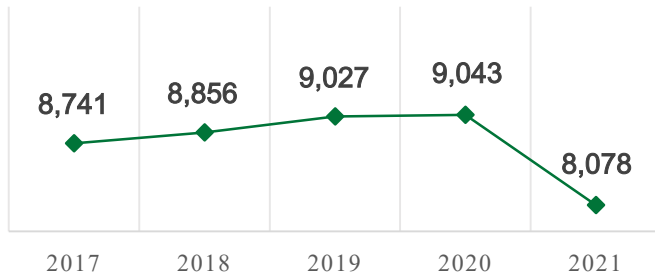
EVERGREEN VALLEY COLLEGE | WWW.EVC.EDI

(*AT CENSUS)

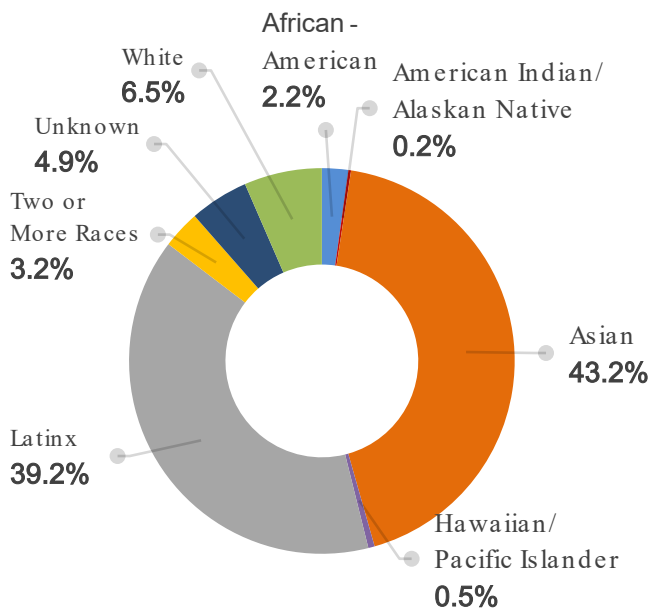
STUDENT ENROLLMENT

Headcount	8,078
Full-Time Equivalent	2,144

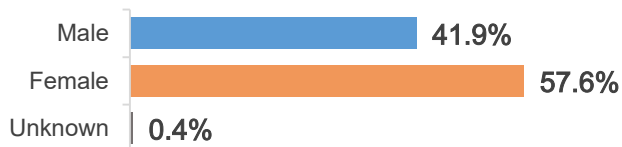
FIVE-YEAR TREND (HEADCOUNT)



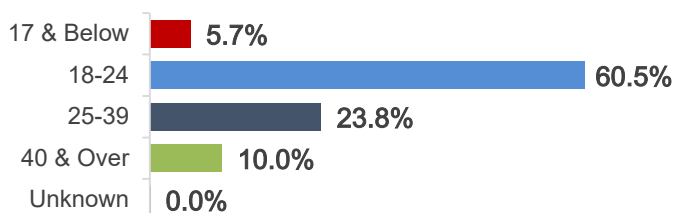
STUDENT ETHNICITY



STUDENT GENDER



STUDENT AGE



NUMBER OF SECTIONS OFFERED

Credit	765
Non-Credit	12

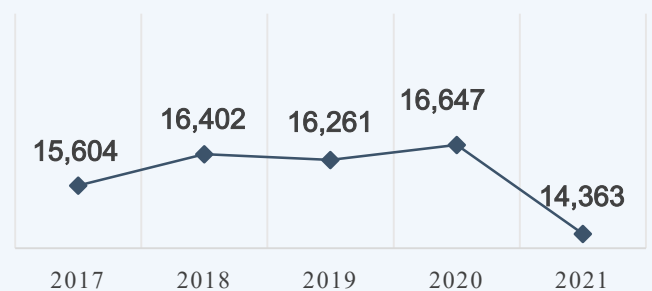
STUDENT CREDITLOAD

Full-Time	34.4%
Part-Time	65.6%

DISTRICT SPRING ENROLLMENT

Headcount (unduplicated)	14,363
Full-Time Equivalent	4,049

DISTRICT FIVEYEAR TREND (HEADCOUNT)



DISTRICT ENROLLMENT BY RESIDENCE

Cities with over 100 Students

San José	11,588	80.7%
Milpitas	320	2.2%
Santa Clara	251	1.8%
Morgan Hill	268	1.9%
Campbell	166	1.2%
Gilroy	199	1.4%
Sunnyvale	117	0.8%
Fremont	114	0.8%
Other	1,340	9.3%

DISTRICT (2020-21) ANNUAL ENROLLMENT

Headcount (unduplicated)	23,499
Full-Time Equivalent	10,327