

2023 SPRING FAST FACTS*

SAN JOSÉ CITY COLLEGE | WWW.SJCC.EDU

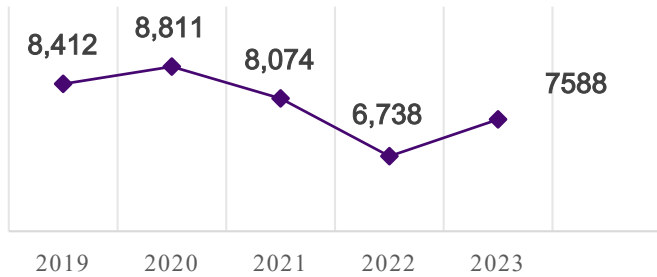
* AT CENSUS

Source:
CROA Data Warehouse

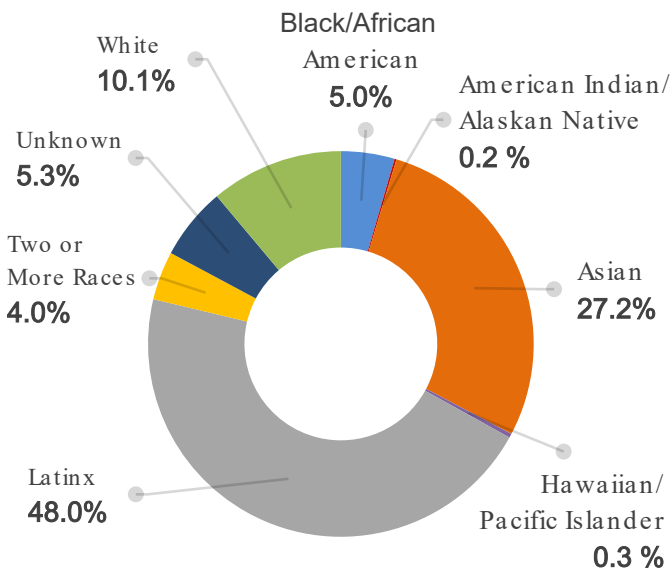
STUDENT ENROLLMENT

Headcount	7,588
Full-Time Equivalent	1,822

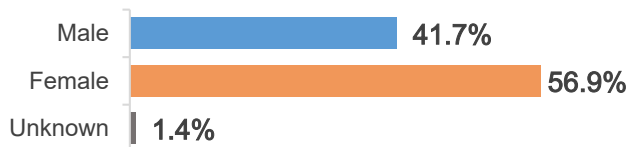
FIVE-YEAR TREND (HEADCOUNT)



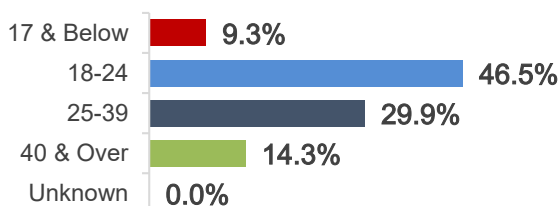
STUDENT ETHNICITY



STUDENT GENDER



STUDENT AGE



NUMBER OF SECTIONS OFFERED

Credit	680
Non-Credit	75

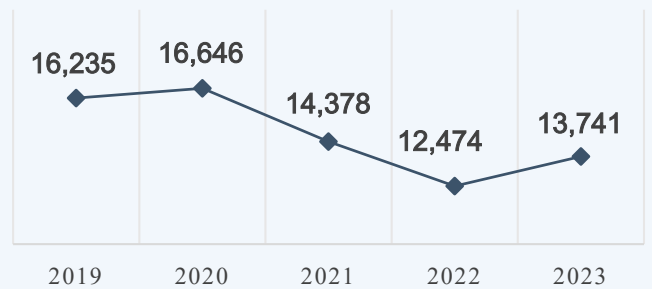
STUDENT CREDITLOAD

Full-Time	31.6%
Part-Time	68.4%

DISTRICT SPRING ENROLLMENT

Headcount (unduplicated)	13,741
Full-Time Equivalent	4,046

DISTRICT FIVEYEAR TREND (HEADCOUNT)



DISTRICT ENROLLMENT BY RESIDENCE

Cities with the most students

City	Headcount	Percentage
San José	10,866	79.1%
Milpitas	453	3.3%
Santa Clara	260	1.9%
Morgan Hill	203	1.5%
Gilroy	147	1.1%
Campbell	144	1.0%
Sunnyvale	128	0.9%
Fremont	126	0.9%
Other	1,338	9.7%

DISTRICT (2021-22) ANNUAL ENROLLMENT

Headcount (unduplicated)	21,978
Full-Time Equivalent	9,589

2023 SPRING FAST FACTS*

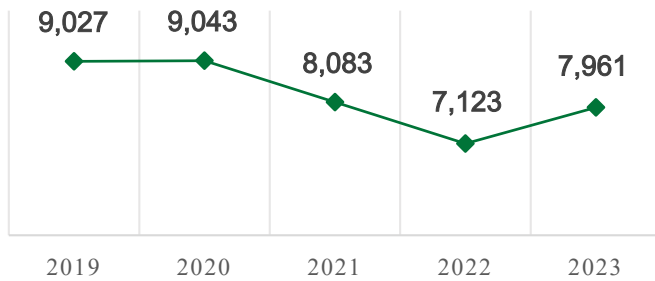
EVERGREEN VALLEY COLLEGE | WWW.EVC.EDU

* AT CENSUS
Source:
CROA Data Warehouse

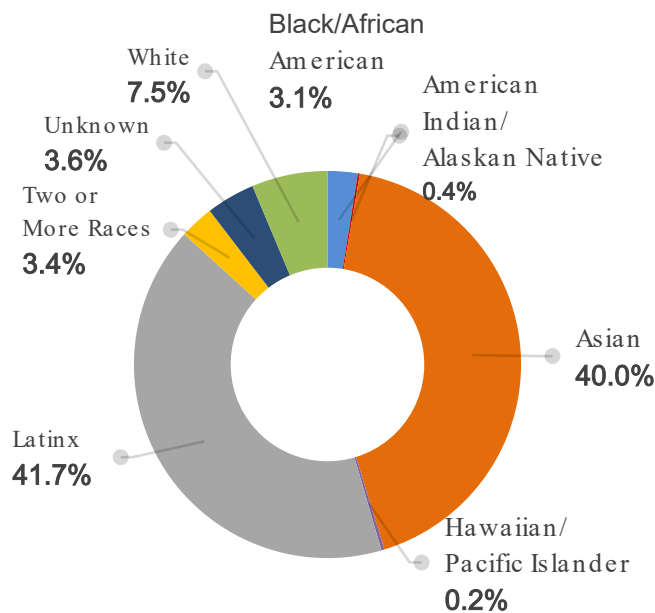
STUDENT ENROLLMENT

Headcount	7,961
Full-Time Equivalent	2,224

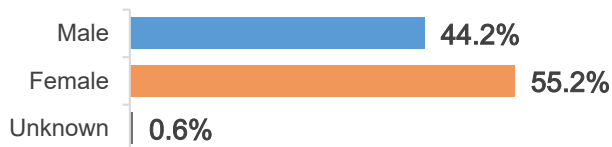
FIVE-YEAR TREND (HEADCOUNT)



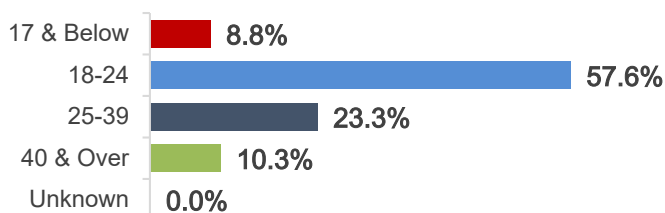
STUDENT ETHNICITY



STUDENT GENDER



STUDENT AGE



NUMBER OF SECTIONS OFFERED

Credit	763
Non-Credit	15

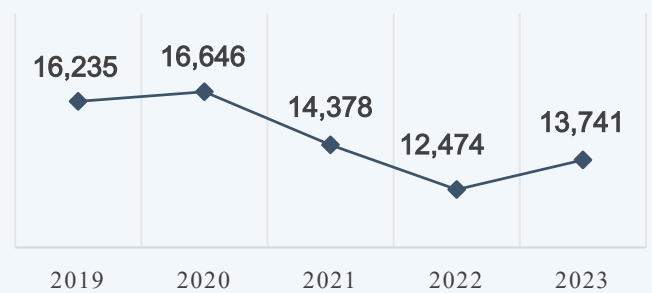
STUDENT CREDITLOAD

Full-Time	34.8%
Part-Time	65.2%

DISTRICT SPRING ENROLLMENT

Headcount (unduplicated)	13,741
Full-Time Equivalent	4,046

DISTRICT FIVEYEAR TREND (HEADCOUNT)



DISTRICT ENROLLMENT BY RESIDENCE

Cities with the most students

City	Headcount	Percentage
San José	10,866	79.1%
Milpitas	453	3.3%
Santa Clara	260	1.9%
Morgan Hill	203	1.5%
Gilroy	147	1.1%
Campbell	144	1.0%
Sunnyvale	128	0.9%
Fremont	126	0.6%
Other	1,338	9.7%

DISTRICT (2022-23) ANNUAL ENROLLMENT

Headcount (unduplicated)	21,978
Full-Time Equivalent	9,589