

# 2020 SPRING FAST FACTS\*

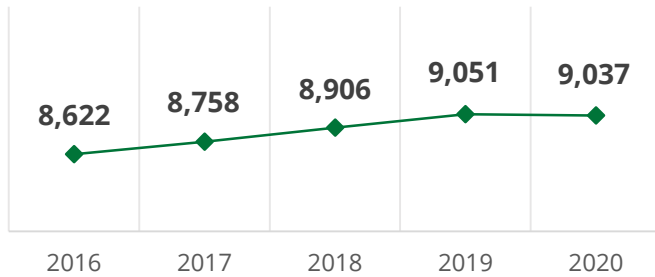
## EVERGREEN VALLEY COLLEGE | WWW.EVC.EDU

(\*AT CENSUS)

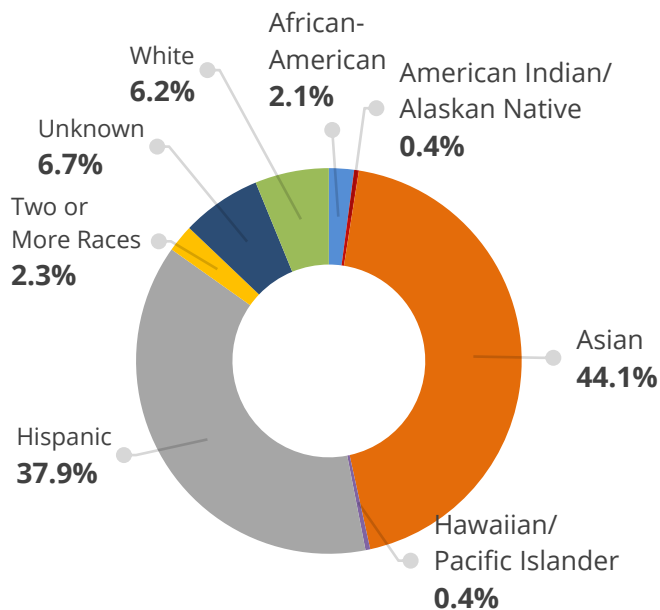
### STUDENT ENROLLMENT

Headcount	9,037
Full-Time Equivalent	2,722

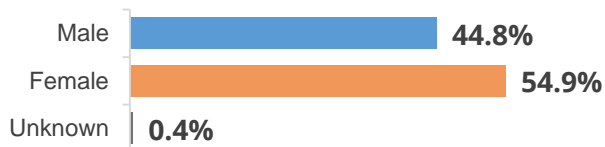
### FIVE-YEAR TREND (HEADCOUNT)



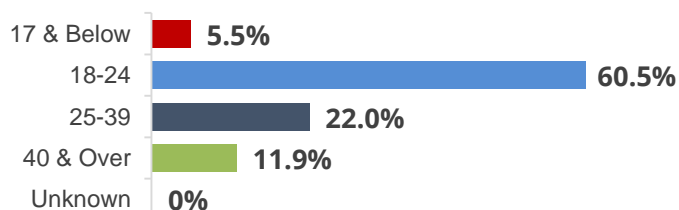
### STUDENT ETHNICITY



### STUDENT GENDER



### STUDENT AGE



### NUMBER OF SECTIONS OFFERED

Credit	863
Non-Credit	25

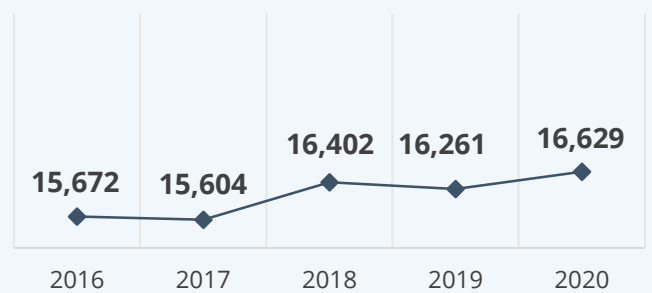
### STUDENT CREDIT LOAD

Full-Time	34.7%
Part-Time	65.3%

### DISTRICT SPRING ENROLLMENT

Headcount (unduplicated)	16,629
Full-Time Equivalent	5,053

### DISTRICT FIVE-YEAR TREND (HEADCOUNT)



### DISTRICT ENROLLMENT BY RESIDENCE

Cities with over 100 Students

City	Headcount	Percentage
San José	13,939	83.8%
Milpitas	365	2.2%
Morgan Hill	304	1.8%
Santa Clara	275	1.7%
Campbell	224	1.3%
Gilroy	197	1.2%
Sunnyvale	117	0.7%
Fremont	117	0.7%
Other	1,091	6.5%

### DISTRICT (2018-19) ANNUAL ENROLLMENT

Headcount (unduplicated)	25,973
Full-Time Equivalent	12,196

# 2020 SPRING FAST FACTS\*

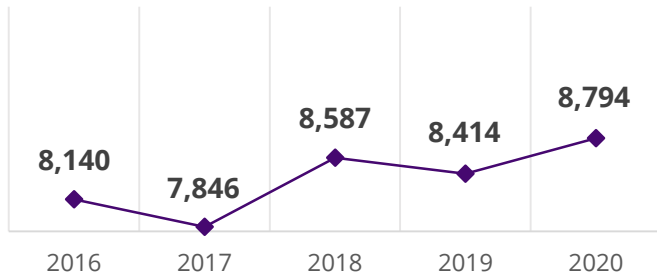
SAN JOSÉ CITY COLLEGE | WWW.SJCC.EDU

(\*AT CENSUS)

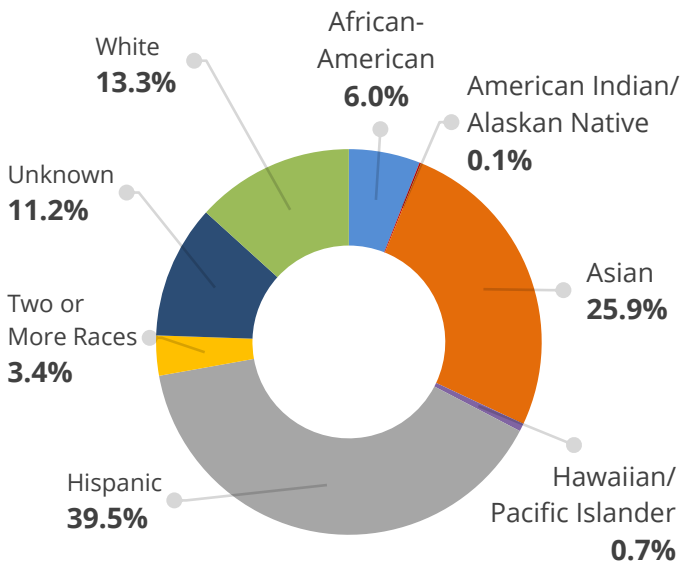
## STUDENT ENROLLMENT

Headcount	8,794
Full-Time Equivalent	2,332

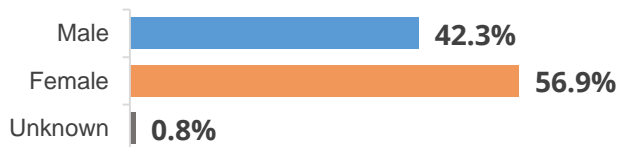
## FIVE-YEAR TREND (HEADCOUNT)



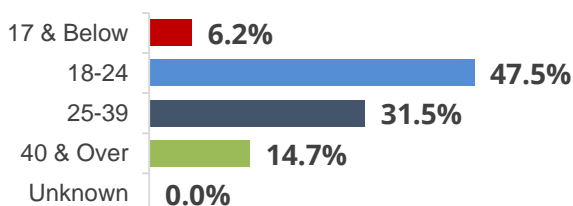
## STUDENT ETHNICITY



## STUDENT GENDER



## STUDENT AGE



## NUMBER OF SECTIONS OFFERED

Credit	755
Non-Credit	50

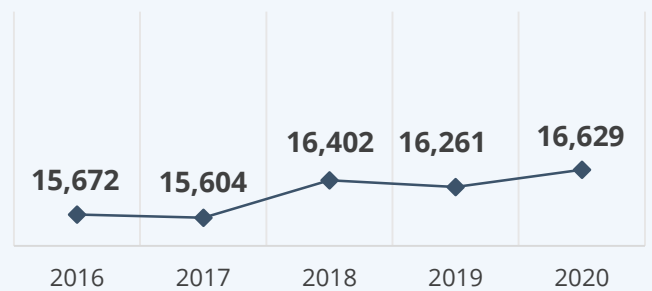
## STUDENT CREDIT LOAD

Full-Time	28.1%
Part-Time	71.9%

## DISTRICT SPRING ENROLLMENT

Headcount (unduplicated)	16,629
Full-Time Equivalent	5,053

## DISTRICT FIVE-YEAR TREND (HEADCOUNT)



## DISTRICT ENROLLMENT BY RESIDENCE

Cities with over 100 Students

City	Headcount	Percentage
San José	13,939	83.8%
Milpitas	365	2.2%
Morgan Hill	304	1.8%
Santa Clara	275	1.7%
Campbell	224	1.3%
Gilroy	197	1.2%
Sunnyvale	117	0.7%
Fremont	117	0.7%
Other	1,091	6.5%

## DISTRICT (2018-19) ANNUAL ENROLLMENT

Headcount (unduplicated)	25,973
Full-Time Equivalent	12,196