

2020 SPRING FAST FACTS*

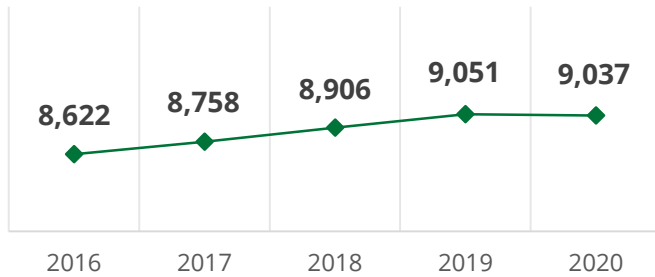
EVERGREEN VALLEY COLLEGE | WWW.EVC.EDU

* AT CENSUS
 Source: Ethnicity Data a- CCCCO Data Mart
 All other data - Data warehouse

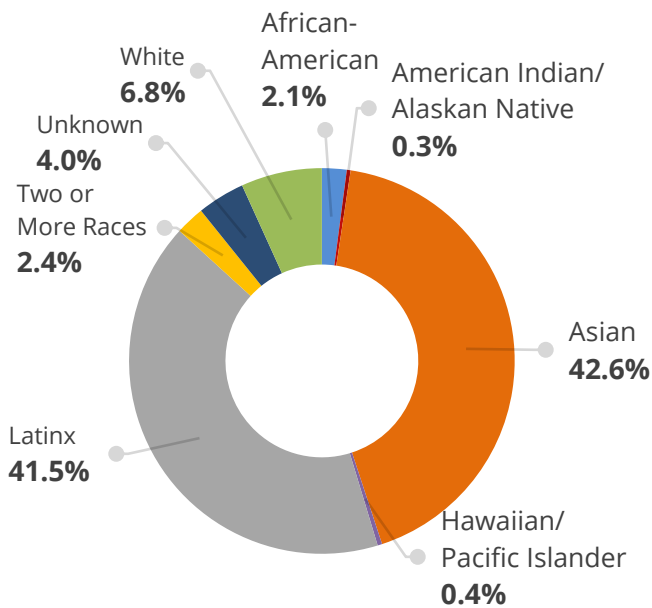
STUDENT ENROLLMENT

Headcount	9,037
Full-Time Equivalent	2,722

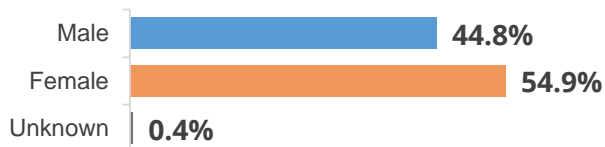
FIVE-YEAR TREND (HEADCOUNT)



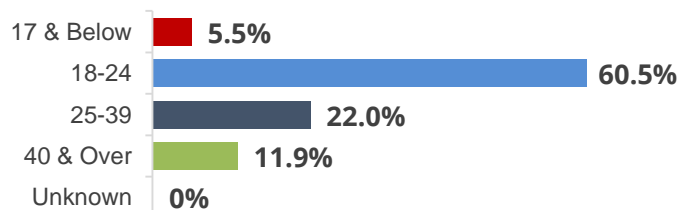
STUDENT ETHNICITY



STUDENT GENDER



STUDENT AGE



NUMBER OF SECTIONS OFFERED

Credit	863
Non-Credit	25

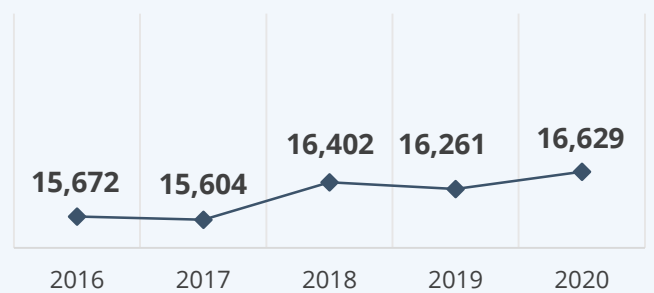
STUDENT CREDIT LOAD

Full-Time	34.7%
Part-Time	65.3%

DISTRICT SPRING ENROLLMENT

Headcount (unduplicated)	16,629
Full-Time Equivalent	5,053

DISTRICT FIVE-YEAR TREND (HEADCOUNT)



DISTRICT ENROLLMENT BY RESIDENCE Cities with over 100 Students

City	Headcount	Percentage
San José	13,939	83.8%
Milpitas	365	2.2%
Morgan Hill	304	1.8%
Santa Clara	275	1.7%
Campbell	224	1.3%
Gilroy	197	1.2%
Sunnyvale	117	0.7%
Fremont	117	0.7%
Other	1,091	6.5%

DISTRICT (2018-19) ANNUAL ENROLLMENT

Headcount (unduplicated)	25,973
Full-Time Equivalent	12,196

2020 SPRING FAST FACTS*

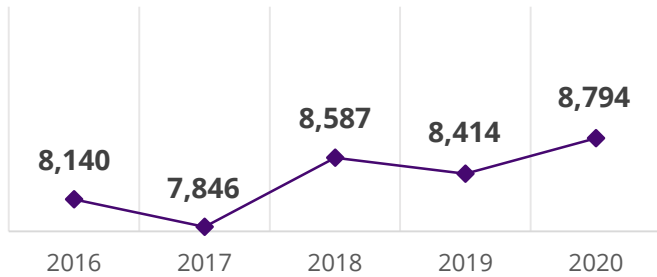
SAN JOSÉ CITY COLLEGE | WWW.SJCC.EDU

* AT CENSUS
Source: Ethnicity Data a- CCCC Data Mart
All other data - Data warehouse

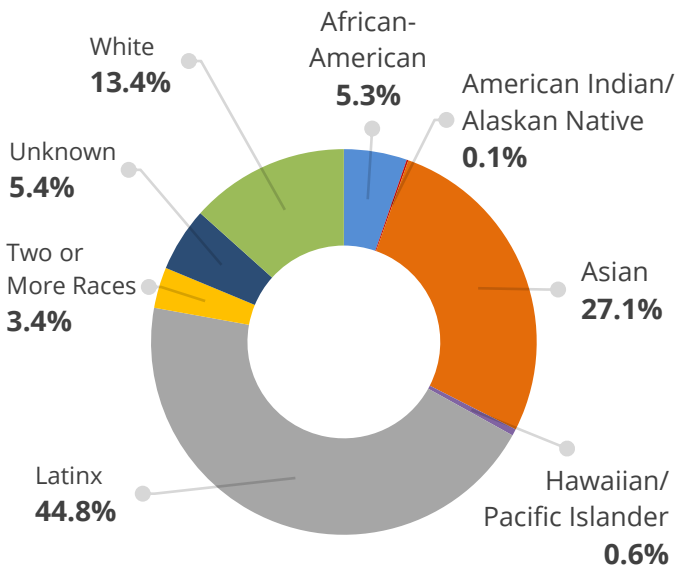
STUDENT ENROLLMENT

Headcount	8,794
Full-Time Equivalent	2,332

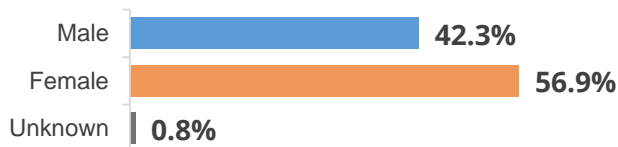
FIVE-YEAR TREND (HEADCOUNT)



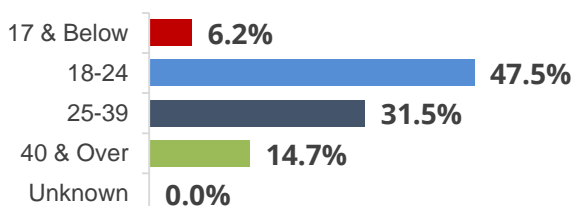
STUDENT ETHNICITY



STUDENT GENDER



STUDENT AGE



NUMBER OF SECTIONS OFFERED

Credit	755
Non-Credit	50

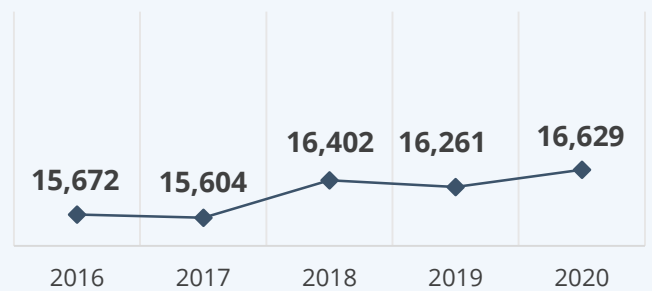
STUDENT CREDIT LOAD

Full-Time	28.1%
Part-Time	71.9%

DISTRICT SPRING ENROLLMENT

Headcount (unduplicated)	16,629
Full-Time Equivalent	5,053

DISTRICT FIVE-YEAR TREND (HEADCOUNT)



DISTRICT ENROLLMENT BY RESIDENCE

Cities with over 100 Students

City	Headcount	Percentage
San José	13,939	83.8%
Milpitas	365	2.2%
Morgan Hill	304	1.8%
Santa Clara	275	1.7%
Campbell	224	1.3%
Gilroy	197	1.2%
Sunnyvale	117	0.7%
Fremont	117	0.7%
Other	1,091	6.5%

DISTRICT (2018-19) ANNUAL ENROLLMENT

Headcount (unduplicated)	25,973
Full-Time Equivalent	12,196