

2019 SPRING FAST FACTS

SAN JOSÉ CITY COLLEGE | WWW.SJCC.EDU

* AT CENSUS

Source:

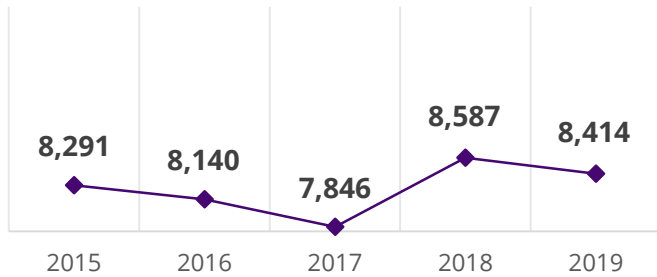
Ethnicity Data - CCCCO Data Mart

All other data – Data warehouse

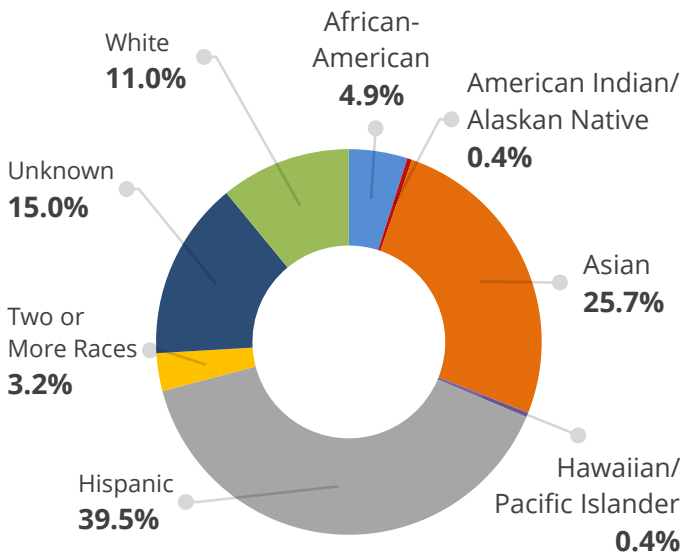
STUDENT ENROLLMENT

Headcount	8,414
Full-Time Equivalent	2,306

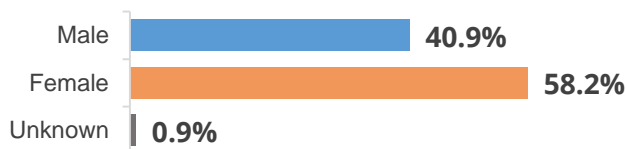
FIVE-YEAR TREND (HEADCOUNT)



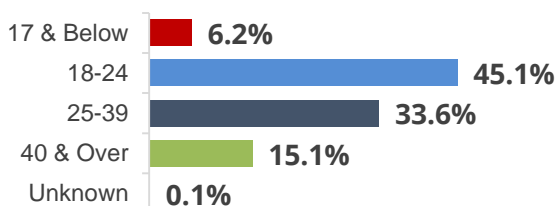
STUDENT ETHNICITY



STUDENT GENDER



STUDENT AGE



NUMBER OF SECTIONS OFFERED

Credit	783
Non-Credit	31

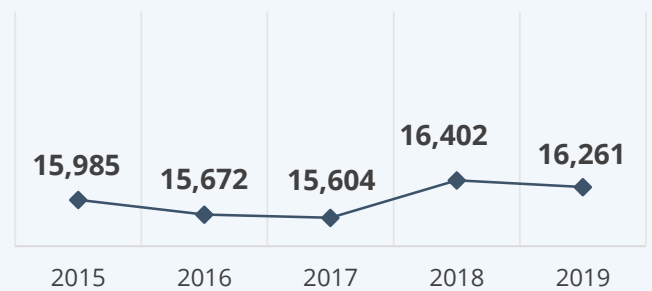
STUDENT CREDIT LOAD

Full-Time	27.7%
Part-Time	72.3%

DISTRICT SPRING ENROLLMENT

Headcount (unduplicated)	16,261
Full-Time Equivalent	5,101

DISTRICT FIVE-YEAR TREND (HEADCOUNT)



DISTRICT ENROLLMENT BY RESIDENCE

Cities with over 100 Students

City	Headcount	Percentage
San José	14,791	84.6%
Milpitas	381	2.2%
Santa Clara	293	1.7%
Morgan Hill	291	1.7%
Campbell	208	1.2%
Gilroy	193	1.1%
Sunnyvale	128	0.7%
Other	1,190	6.8%

DISTRICT (2017-18) ANNUAL ENROLLMENT

Headcount (unduplicated)	28,741
Full-Time Equivalent	12,789

2019 SPRING FAST FACTS

EVERGREEN VALLEY COLLEGE | WWW.EVC.EDU

*AT CENSUS

Source:

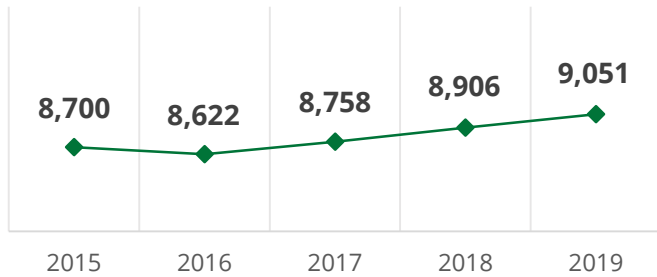
Ethnicity Data - CCCC Data Mart

All other data – Data warehouse

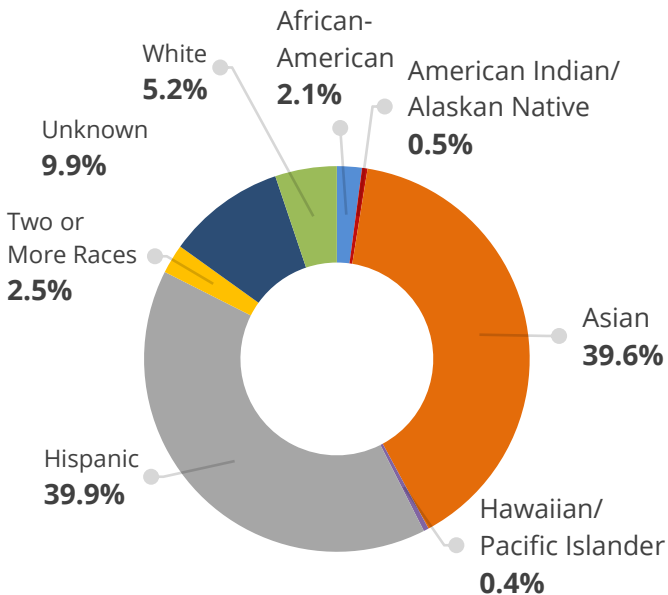
STUDENT ENROLLMENT

Headcount	9,051
Full-Time Equivalent	2,794

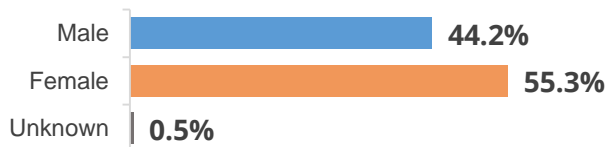
FIVE-YEAR TREND (HEADCOUNT)



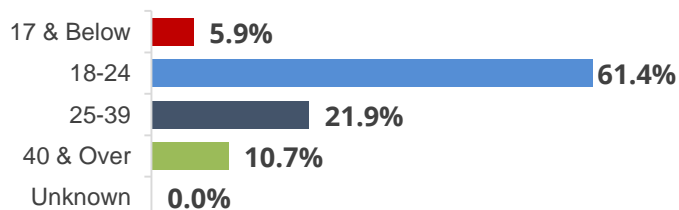
STUDENT ETHNICITY



STUDENT GENDER



STUDENT AGE



NUMBER OF SECTIONS OFFERED

Credit	895
Non-Credit	4

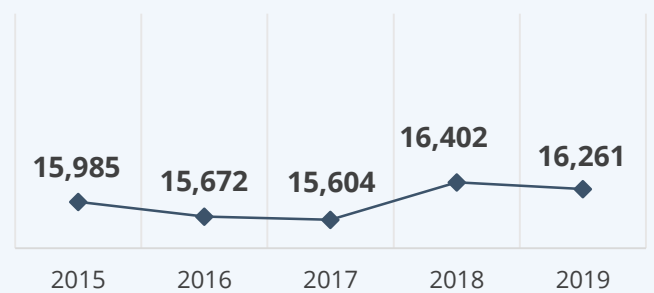
STUDENT CREDIT LOAD

Full-Time	34.0%
Part-Time	66.0%

DISTRICT SPRING ENROLLMENT

Headcount (unduplicated)	16,261
Full-Time Equivalent	5,101

DISTRICT FIVE-YEAR TREND (HEADCOUNT)



DISTRICT ENROLLMENT BY RESIDENCE

Cities with over 100 Students

City	Headcount	Percentage
San José	14,791	84.6%
Milpitas	381	2.2%
Santa Clara	293	1.7%
Morgan Hill	291	1.7%
Campbell	208	1.2%
Gilroy	193	1.1%
Sunnyvale	128	0.7%
Other	1,190	6.8%

DISTRICT (2017-18) ANNUAL ENROLLMENT

Headcount (unduplicated)	28,741
Full-Time Equivalent	12,789