

# 2022 FALL FAST FACTS

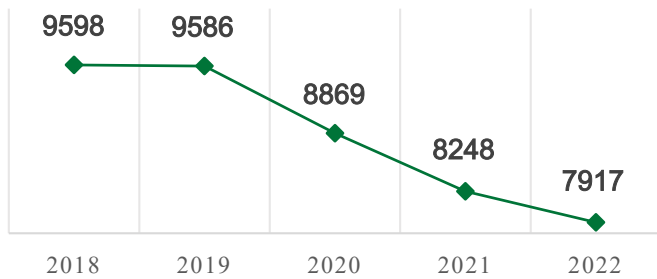
EVERGREEN VALLEY COLLEGE | WWW.EVC.EDU

\*AT CENSUS  
Source: CROA Data Warehouse

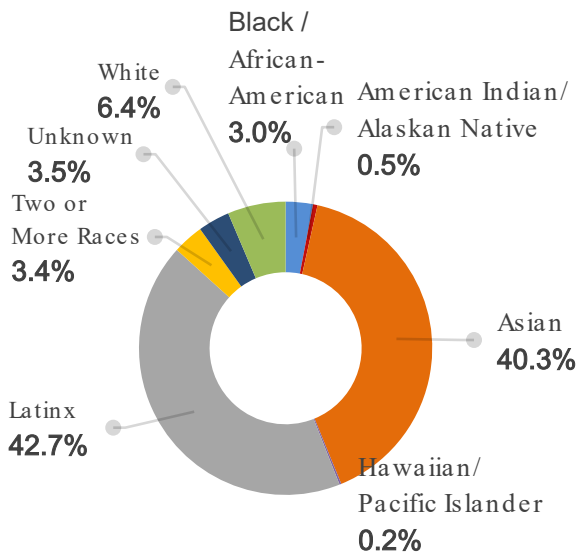
## STUDENT ENROLLMENT

Headcount	7917
Full-Time Equivalent	2,258

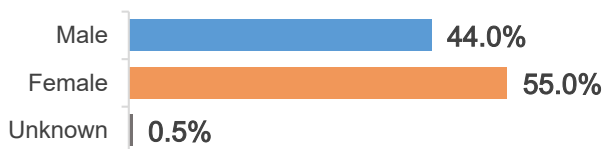
## FIVE-YEAR TREND (HEADCOUNT)



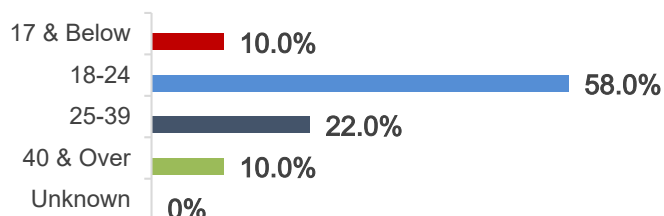
## STUDENT ETHNICITY



## STUDENT GENDER



## STUDENT AGE



## NUMBER OF SECTIONS OFFERED

Credit	735
Non-Credit	13

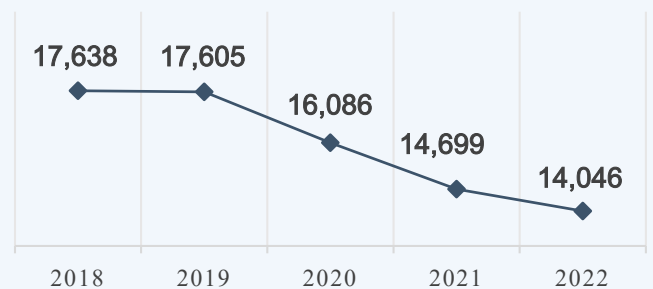
## STUDENT CREDITLOAD

Full-Time	35.5%
Part-Time	64.5%

## DISTRICT FALL ENROLLMENT

Headcount (unduplicated)	14,046
Full-Time Equivalent	4,277

## DISTRICT FIVEYEAR TREND (HEADCOUNT)



## DISTRICT ENROLLMENT BY RESIDENCE

Cities with over 100 Students

City	Headcount	Percentage
San José	11,291	80.4%
Milpitas	352	3.3%
Santa Clara	247	1.8%
Morgan Hill	212	1.5%
Campbell	154	1.1%
Gilroy	159	1.1%
Sunnyvale	128	0.9%
Fremont	104	0.7%
Other	1,306	9.0%

## DISTRICT (2021-23) ANNUAL ENROLLMENT

Headcount (unduplicated)	21,978
Full-Time Equivalent	9,589

# 2022 FALL FAST FACTS

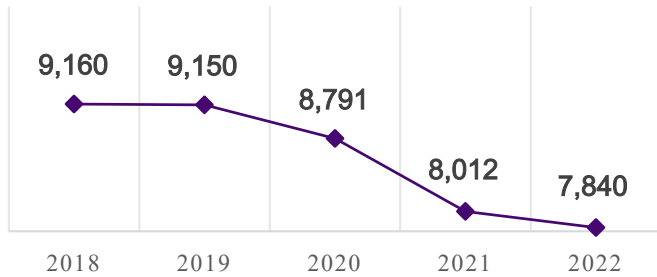
SAN JOSÉ CITY COLLEGE | WWW.SJCC.EDU

\*AT CENSUS  
Source: CROA Data Warehouse

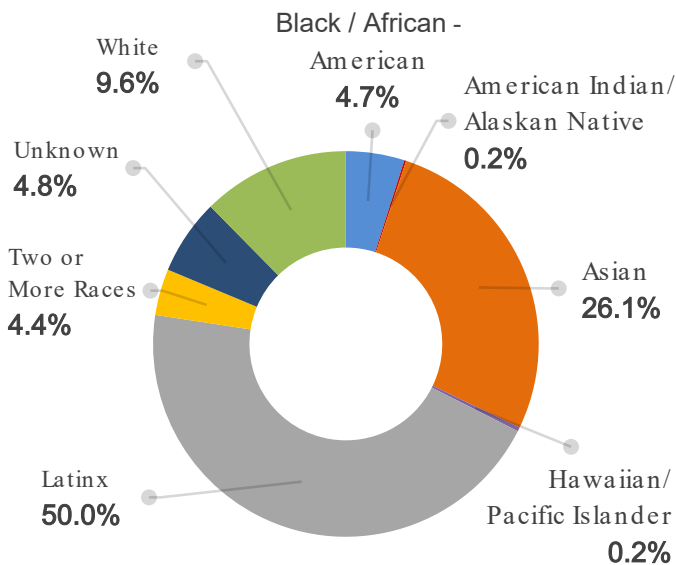
## STUDENT ENROLLMENT

Headcount	7840
Full-Time Equivalent	2,019

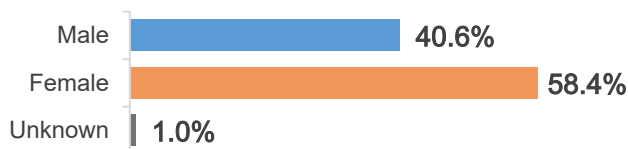
## FIVE-YEAR TREND (HEADCOUNT)



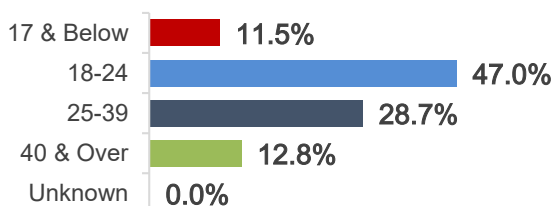
## STUDENT ETHNICITY



## STUDENT GENDER



## STUDENT AGE



## NUMBER OF SECTIONS OFFERED

Credit	692
Non-Credit	51

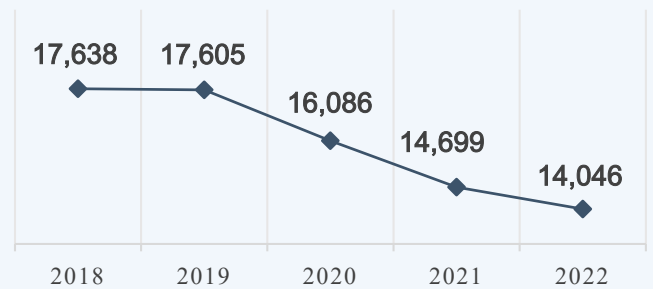
## STUDENT CREDITLOAD

Full-Time	33.6%
Part-Time	66.4%

## DISTRICT FALL ENROLLMENT

Headcount (unduplicated)	14,046
Full-Time Equivalent	4,277

## DISTRICT FIVEYEAR TREND (HEADCOUNT)



## DISTRICT ENROLLMENT BY RESIDENCE

Cities with over 100 Students

City	Headcount	Percentage
San José	11,291	80.4%
Milpitas	352	3.2%
Santa Clara	247	1.8%
Morgan Hill	212	1.5%
Campbell	154	1.1%
Gilroy	159	1.1%
Sunnyvale	128	0.9%
Fremont	104	0.7%
Other	1,306	9.0%

## DISTRICT (2021-22) ANNUAL ENROLLMENT

Headcount (unduplicated)	21,978
Full-Time Equivalent	9,589