

# 2020 FALL FAST FACTS

EVERGREEN VALLEY COLLEGE | WWW.EVC.EDU

\*AT CENSUS

Source:

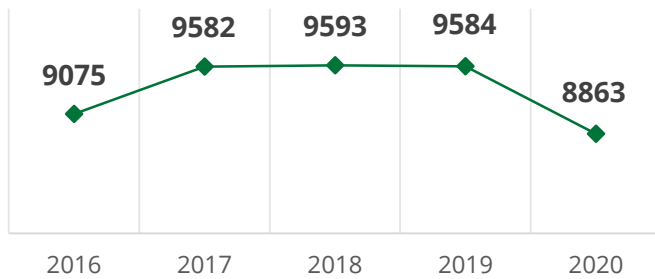
Ethnicity Data - CCCC Data Mart

All other data – Data warehouse

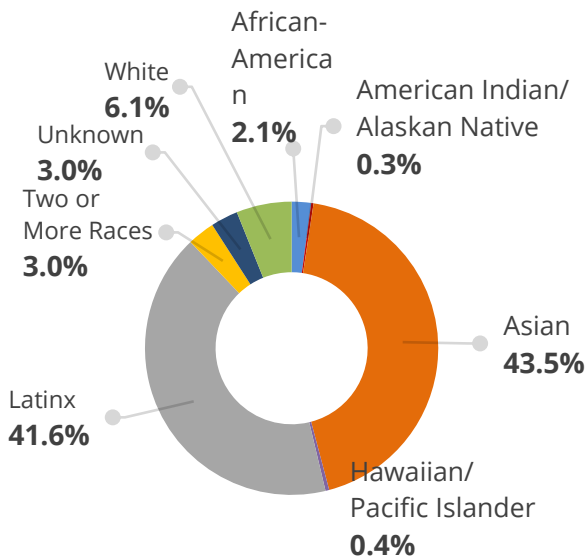
## STUDENT ENROLLMENT

Headcount	8,863
Full-Time Equivalent	3,142

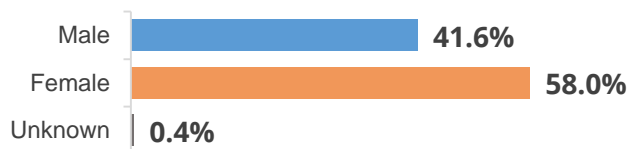
## FIVE-YEAR TREND (HEADCOUNT)



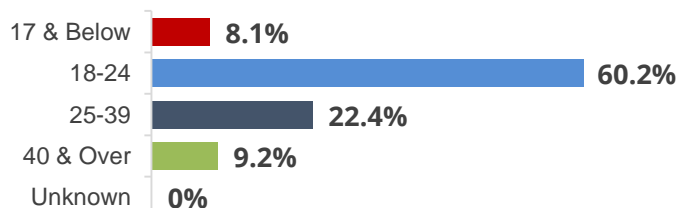
## STUDENT ETHNICITY



## STUDENT GENDER



## STUDENT AGE



## NUMBER OF SECTIONS OFFERED

Credit	826
Non-Credit	14

## STUDENT CREDIT LOAD

Full-Time	36.0%
Part-Time	63.0%

## DISTRICT FALL ENROLLMENT

Headcount (unduplicated)	16,073
Full-Time Equivalent	4,583

## DISTRICT FIVE-YEAR TREND (HEADCOUNT)



## DISTRICT ENROLLMENT BY RESIDENCE

Cities with over 100 Students

City	Headcount	Percentage
San José	13,222	82.26%
Milpitas	381	2.37%
Morgan Hill	284	1.77%
Santa Clara	273	1.7%
Gilroy	210	1.31%
Campbell	183	1.14%
Sunnyvale	123	0.7%
Fremont	107	0.7%
Other	1,290	8.0%

## DISTRICT (2019-20) ANNUAL ENROLLMENT

Headcount (unduplicated)	26,777
Full-Time Equivalent	12,270

# 2020 FALL FAST FACTS

SAN JOSÉ CITY COLLEGE | WWW.SJCC.EDU

\* AT CENSUS

Source:

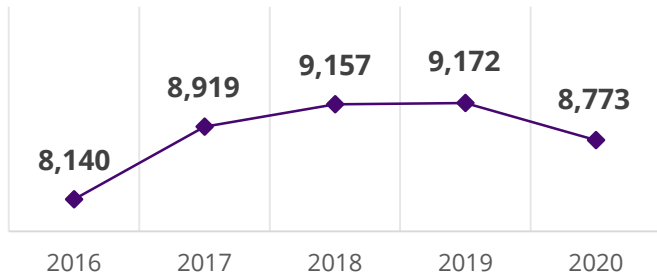
Ethnicity Data - CCCCO Data Mart

All other data – Data warehouse

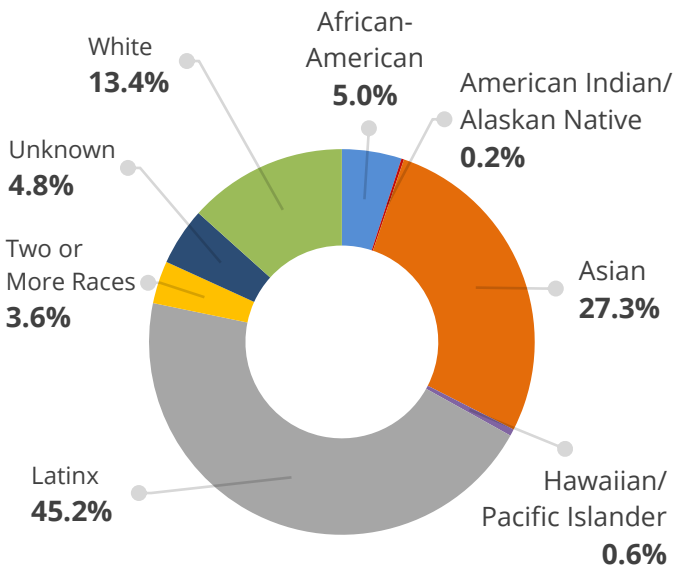
## STUDENT ENROLLMENT

Headcount	8,773
Full-Time Equivalent	2,129

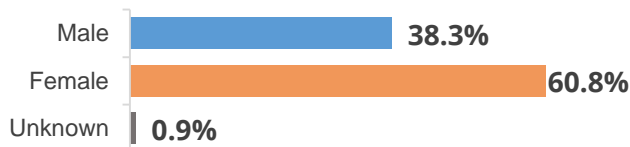
## FIVE-YEAR TREND (HEADCOUNT)



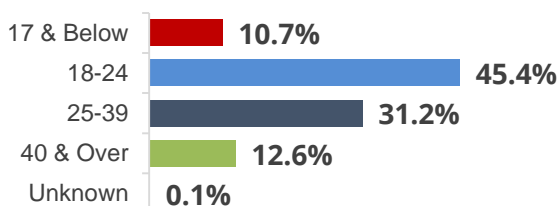
## STUDENT ETHNICITY



## STUDENT GENDER



## STUDENT AGE



## NUMBER OF SECTIONS OFFERED

Credit	745
Non-Credit	44

## STUDENT CREDIT LOAD

Full-Time	30.0%
Part-Time	70.0%

## DISTRICT FALL ENROLLMENT

Headcount (unduplicated)	16,073
Full-Time Equivalent	4,583

## DISTRICT FIVE-YEAR TREND (HEADCOUNT)



## DISTRICT ENROLLMENT BY RESIDENCE

Cities with over 100 Students

City	Headcount	Percentage
San José	13,222	82.26%
Milpitas	381	2.37%
Morgan Hill	284	1.77%
Santa Clara	273	1.7%
Gilroy	210	1.31%
Campbell	183	1.14%
Sunnyvale	123	0.7%
Fremont	107	0.7%
Other	1,290	8.0%

## DISTRICT (2019-20) ANNUAL ENROLLMENT

Headcount (unduplicated)	26,777
Full-Time Equivalent	12,270