

# 2019 FALL FAST FACTS

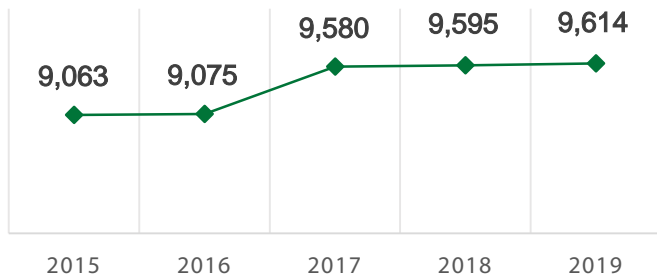
EVERGREEN VALLEY COLLEGE | WWW.EVC.EDI

(\*AT CENSUS)

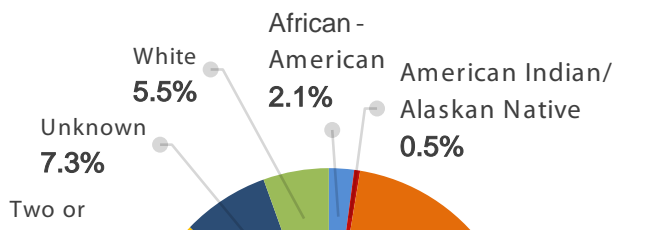
## STUDENT ENROLLMENT

Headcount	9,614
Full-Time Equivalent	3,025

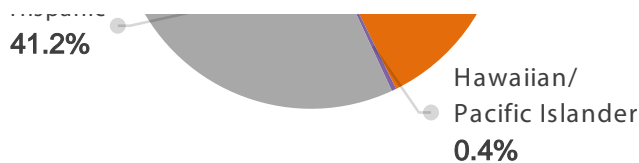
## FIVE-YEAR TREND (HEADCOUNT)



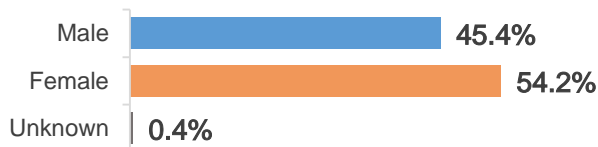
## STUDENT ETHNICITY



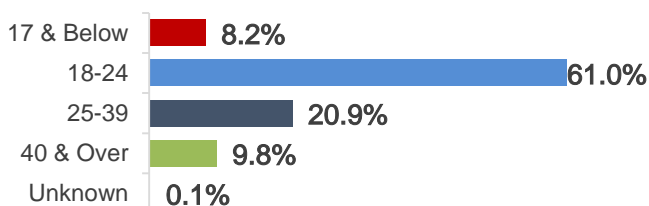
Still  
Unavailable



## STUDENT GENDER-



## STUDENT AGE



## NUMBER OF SECTIONS OFFERED-

Credit	872
Non-Credit	19

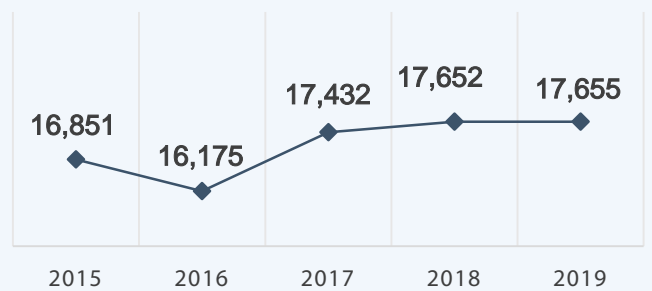
## STUDENT CREDITLOAD

Full-Time	35.6%
Part-Time	64.4%

## DISTRICT FALL ENROLLMENT

Headcount (unduplicated)	17,655
Full-Time Equivalent	5,575

## DISTRICT FIVEYEAR TREND (HEADCOUNT)



## DISTRICT ENROLLMENT BY RESIDENCE- Cities with over 100 Students

City	Headcount	Percentage
San José	14,911	84.5%
Milpitas	351	2.0%
Morgan Hill	326	1.8%
Santa Clara	255	1.4%
Campbell	245	1.4%
Gilroy	206	1.2%
Sunnyvale	128	0.7%
Fremont	106	0.6%
Other	1,127	6.4%

## DISTRICT (2018-19) ANNUAL ENROLLMENT

Headcount (unduplicated)	25,973
Full-Time Equivalent	12,196

# 2019 FALL FAST FACTS

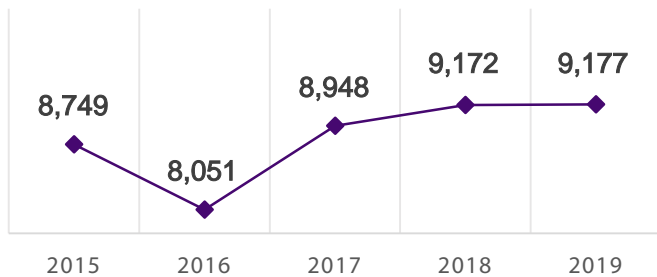
SAN JOSÉ CITY COLLEGE | WWW.SJCC.EDU

(\*AT CENSUS)

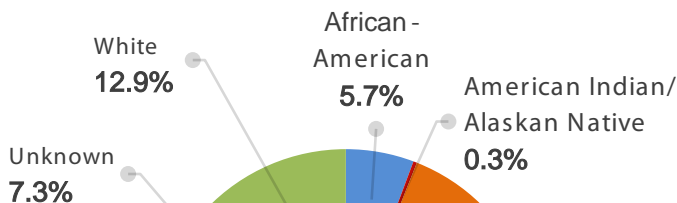
## STUDENT ENROLLMENT

Headcount	9,177
Full-Time Equivalent	2,549

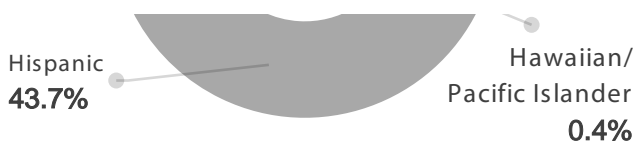
## FIVE-YEAR TREND (HEADCOUNT)



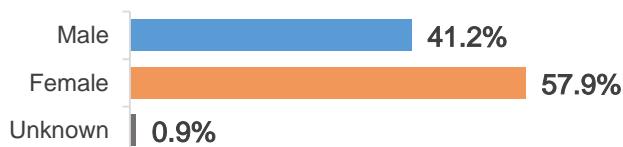
## STUDENT ETHNICITY



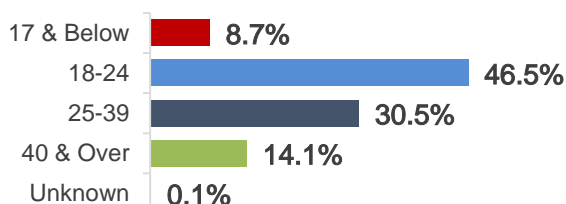
Still  
Unavailable



## STUDENT GENDER-



## STUDENT AGE



## NUMBER OF SECTIONS OFFERED-

Credit	790
Non-Credit	47

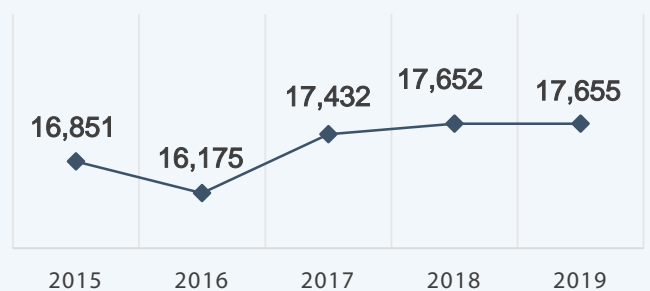
## STUDENT CREDITLOAD

Full-Time	29.8%
Part-Time	70.2%

## DISTRICT FALL ENROLLMENT

Headcount (unduplicated)	17,655
Full-Time Equivalent	5,575

## DISTRICT FIVEYEAR TREND (HEADCOUNT)



## DISTRICT ENROLLMENT BY RESIDENCE- Cities with over 100 Students

City	Headcount	Percentage
San José	14,911	84.5%
Milpitas	351	2.0%
Morgan Hill	326	1.8%
Santa Clara	255	1.4%
Campbell	245	1.4%
Gilroy	206	1.2%
Sunnyvale	128	0.7%
Fremont	106	0.6%
Other	1,127	6.4%

## DISTRICT (2018-19) ANNUAL ENROLLMENT

Headcount (unduplicated)	25,973
Full-Time Equivalent	12,196