

2017 FALL FAST FACTS*

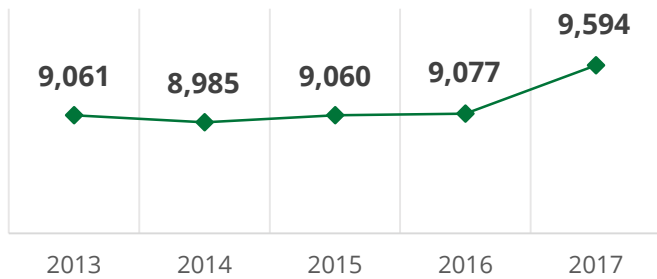
EVERGREEN VALLEY COLLEGE | WWW.EVC.EDU

(*AT CENSUS)

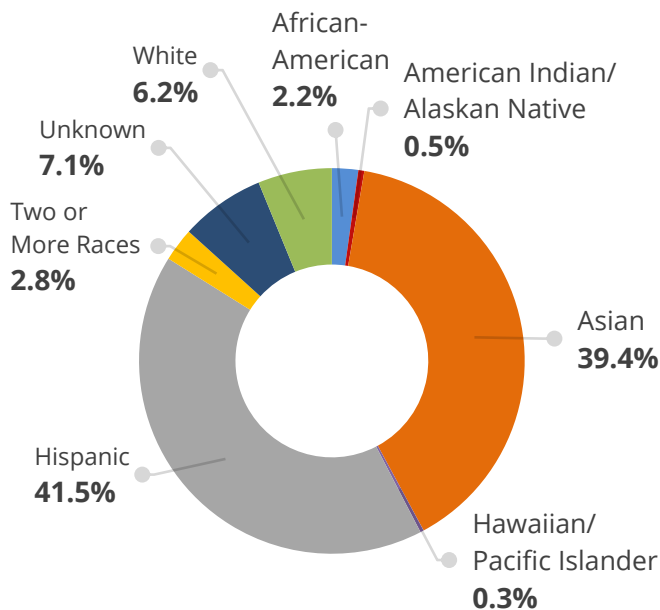
STUDENT ENROLLMENT

Headcount	9,594
Full-Time Equivalent	2,920

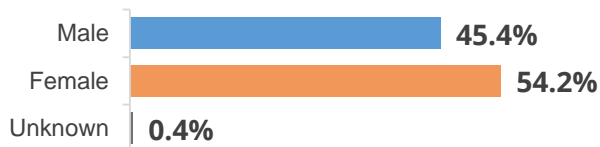
FIVE-YEAR TREND (HEADCOUNT)



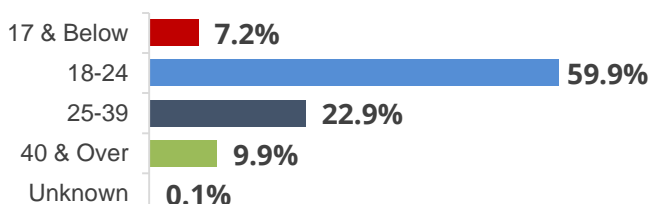
STUDENT ETHNICITY



STUDENT GENDER



STUDENT AGE



NUMBER OF SECTIONS OFFERED

Credit	890
Non-Credit	14

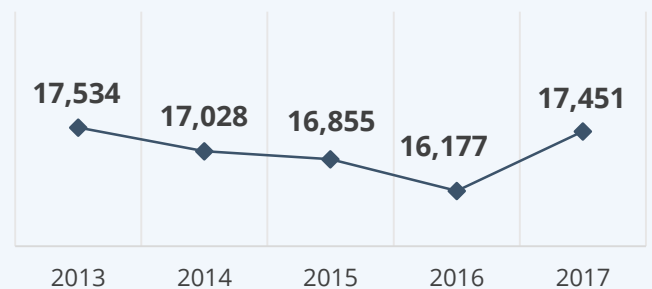
STUDENT CREDIT LOAD

Full-Time	34.5%
Part-Time	65.5%

DISTRICT FALL ENROLLMENT

Headcount (unduplicated)	17,451
Full-Time Equivalent	5,519

DISTRICT FIVE-YEAR TREND (HEADCOUNT)



DISTRICT ENROLLMENT BY RESIDENCE

Cities with over 100 Students

City	Headcount	Percentage
San José	14,879	85.2%
Milpitas	315	1.8%
Morgan Hill	298	1.7%
Santa Clara	265	1.5%
Campbell	233	1.3%
Gilroy	172	1.0%
Sunnyvale	124	0.7%
Other	1,165	6.7%

DISTRICT (2016-17) ANNUAL ENROLLMENT

Headcount (unduplicated)	26,059
Full-Time Equivalent	12,031

2017 FALL FAST FACTS*

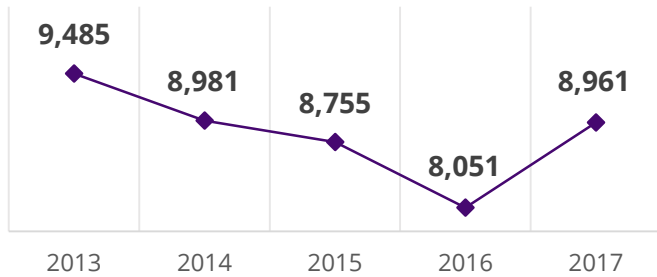
SAN JOSÉ CITY COLLEGE | WWW.SJCC.EDU

(*AT CENSUS)

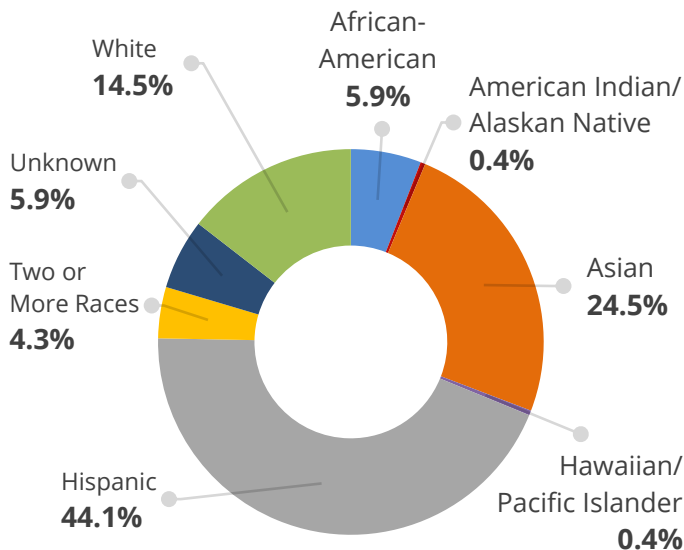
STUDENT ENROLLMENT

Headcount	8,961
Full-Time Equivalent	2,599

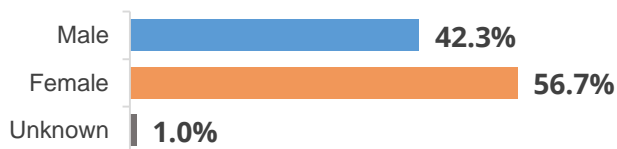
FIVE-YEAR TREND (HEADCOUNT)



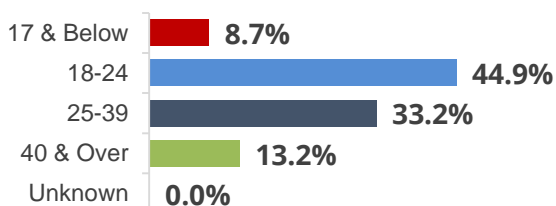
STUDENT ETHNICITY



STUDENT GENDER



STUDENT AGE



NUMBER OF SECTIONS OFFERED

Credit	828
Non-Credit	15

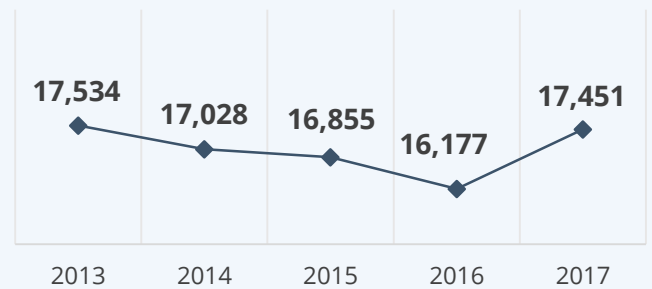
STUDENT CREDIT LOAD

Full-Time	26.7%
Part-Time	73.3%

DISTRICT FALL ENROLLMENT

Headcount (unduplicated)	17,451
Full-Time Equivalent	5,519

DISTRICT FIVE-YEAR TREND (HEADCOUNT)



DISTRICT ENROLLMENT BY RESIDENCE

Cities with over 100 Students

City	Headcount	Percentage
San José	14,879	85.2%
Milpitas	315	1.8%
Morgan Hill	298	1.7%
Santa Clara	265	1.5%
Campbell	233	1.3%
Gilroy	172	1.0%
Sunnyvale	124	0.7%
Other	1,165	6.7%

DISTRICT (2016-17) ANNUAL ENROLLMENT

Headcount (unduplicated)	26,059
Full-Time Equivalent	12,031