

# 2019 SPRING FAST FACTS\*

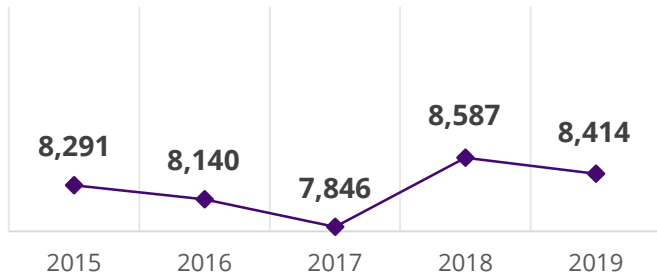
SAN JOSÉ CITY COLLEGE | WWW.SJCC.EDU

(\*AT CENSUS)

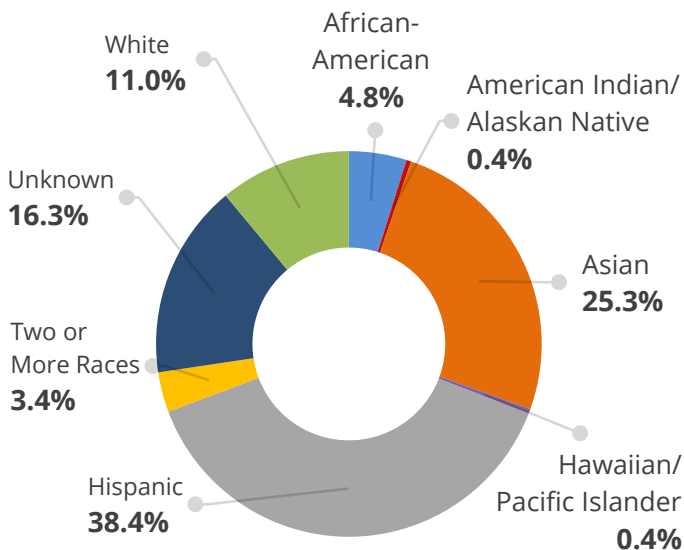
## STUDENT ENROLLMENT

Headcount	8,414
Full-Time Equivalent	2,306

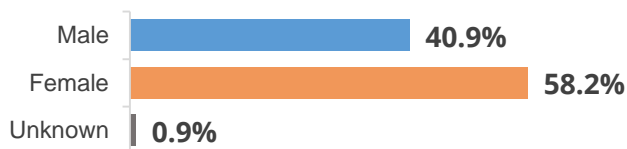
## FIVE-YEAR TREND (HEADCOUNT)



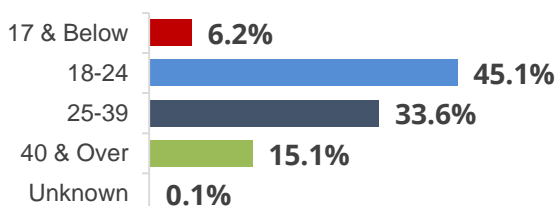
## STUDENT ETHNICITY



## STUDENT GENDER



## STUDENT AGE



## NUMBER OF SECTIONS OFFERED

Credit	783
Non-Credit	31

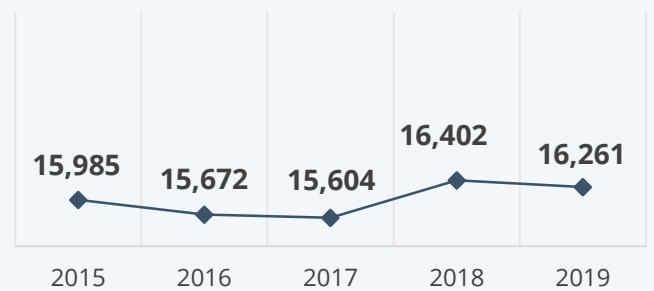
## STUDENT CREDIT LOAD

Full-Time	27.7%
Part-Time	72.3%

## DISTRICT SPRING ENROLLMENT

Headcount (unduplicated)	16,261
Full-Time Equivalent	5,101

## DISTRICT FIVE-YEAR TREND (HEADCOUNT)



## DISTRICT ENROLLMENT BY RESIDENCE

Cities with over 100 Students

City	Headcount	Percentage
San José	14,791	84.6%
Milpitas	381	2.2%
Santa Clara	293	1.7%
Morgan Hill	291	1.7%
Campbell	208	1.2%
Gilroy	193	1.1%
Sunnyvale	128	0.7%
Other	1,190	6.8%

## DISTRICT (2017-18) ANNUAL ENROLLMENT

Headcount (unduplicated)	28,741
Full-Time Equivalent	12,789

# 2019 SPRING FAST FACTS\*

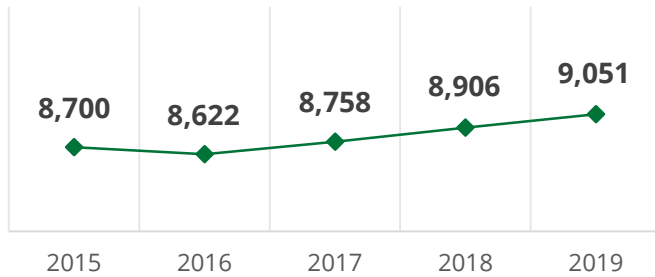
## EVERGREEN VALLEY COLLEGE | WWW.EVC.EDU

(\*AT CENSUS)

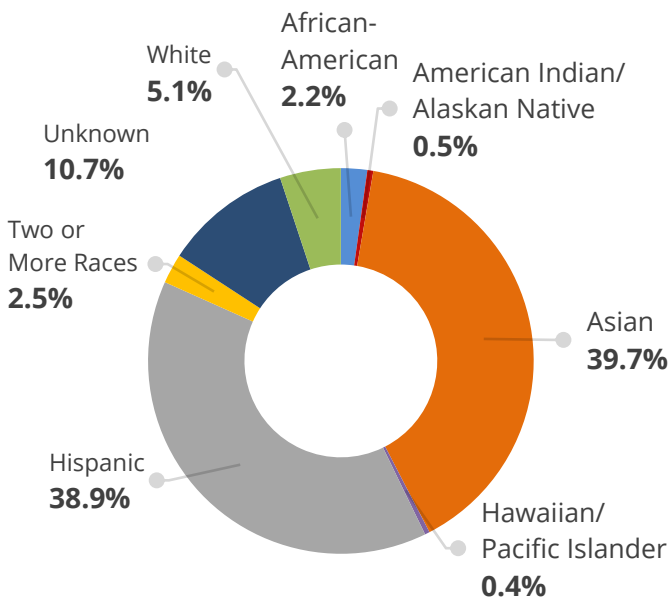
### STUDENT ENROLLMENT

Headcount	9,051
Full-Time Equivalent	2,794

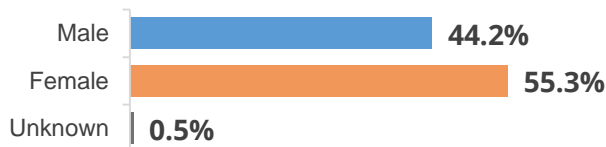
### FIVE-YEAR TREND (HEADCOUNT)



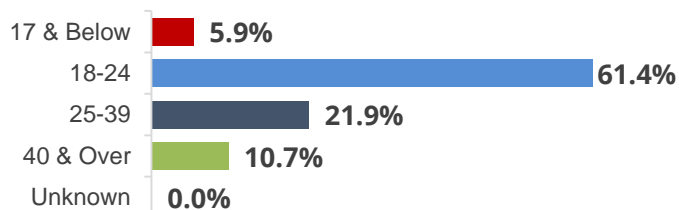
### STUDENT ETHNICITY



### STUDENT GENDER



### STUDENT AGE



### NUMBER OF SECTIONS OFFERED

Credit	895
Non-Credit	4

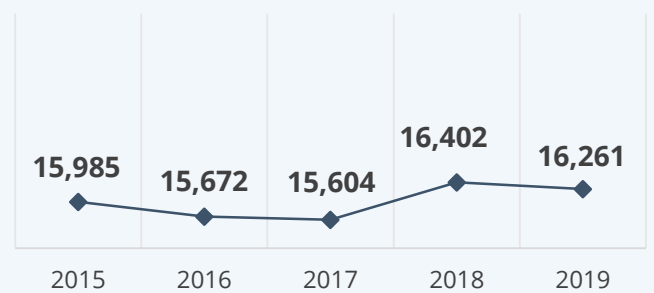
### STUDENT CREDIT LOAD

Full-Time	34.0%
Part-Time	66.0%

### DISTRICT SPRING ENROLLMENT

Headcount (unduplicated)	16,261
Full-Time Equivalent	5,101

### DISTRICT FIVE-YEAR TREND (HEADCOUNT)



### DISTRICT ENROLLMENT BY RESIDENCE

Cities with over 100 Students

City	Headcount	Percentage
San José	14,791	84.6%
Milpitas	381	2.2%
Santa Clara	293	1.7%
Morgan Hill	291	1.7%
Campbell	208	1.2%
Gilroy	193	1.1%
Sunnyvale	128	0.7%
Other	1,190	6.8%

### DISTRICT (2017-18) ANNUAL ENROLLMENT

Headcount (unduplicated)	28,741
Full-Time Equivalent	12,789