

2018 SPRING FAST FACTS*

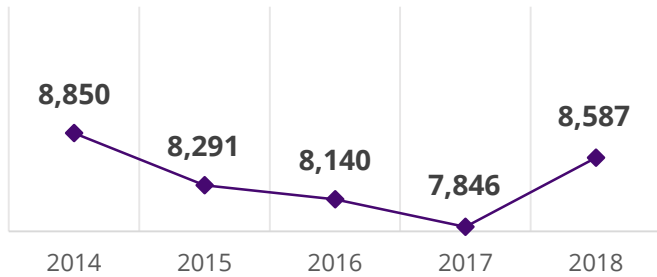
SAN JOSÉ CITY COLLEGE | WWW.SJCC.EDU

(*AT CENSUS)

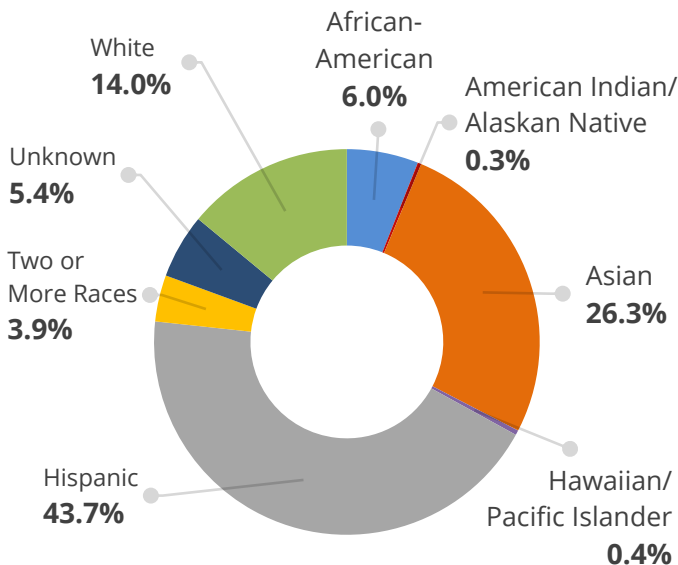
STUDENT ENROLLMENT

Headcount	8,587
Full-Time Equivalent	2,467

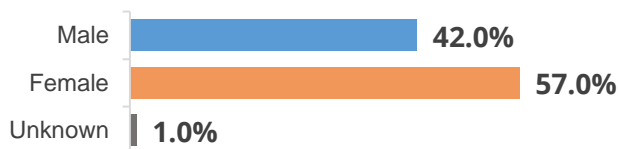
FIVE-YEAR TREND (HEADCOUNT)



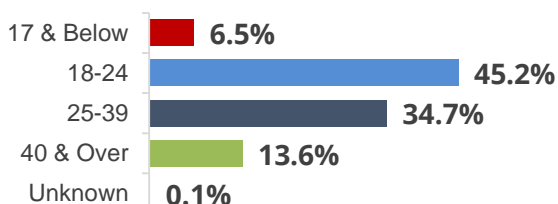
STUDENT ETHNICITY



STUDENT GENDER



STUDENT AGE



NUMBER OF SECTIONS OFFERED

Credit	824
Non-Credit	22

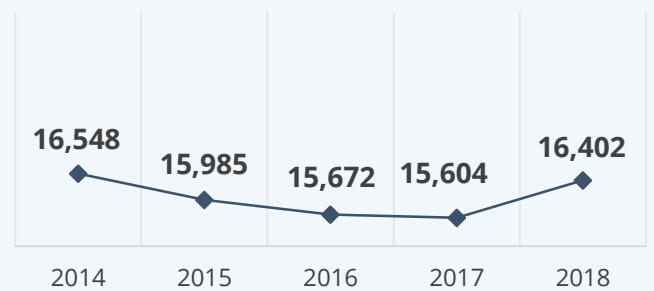
STUDENT CREDIT LOAD

Full-Time	26.7%
Part-Time	73.3%

DISTRICT SPRING ENROLLMENT

Headcount (unduplicated)	16,402
Full-Time Equivalent	5,137

DISTRICT FIVE-YEAR TREND (HEADCOUNT)



DISTRICT ENROLLMENT BY RESIDENCE

Cities with over 100 Students

City	Headcount	Percentage
San José	15,106	86.4%
Milpitas	315	1.8%
Morgan Hill	298	1.7%
Santa Clara	265	1.6%
Campbell	233	1.3%
Gilroy	172	1.0%
Sunnyvale	124	0.7%
Other	946	5.4%

DISTRICT (2016-17) ANNUAL ENROLLMENT

Headcount (unduplicated)	26,059
Full-Time Equivalent	12,031

2018 SPRING FAST FACTS*

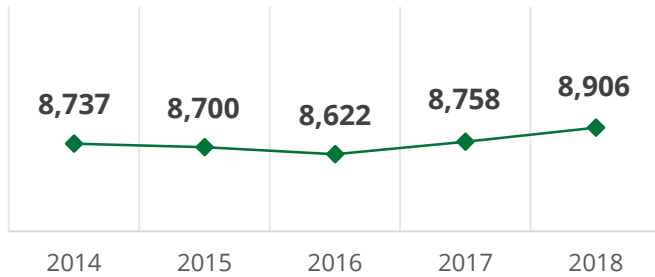
EVERGREEN VALLEY COLLEGE | WWW.EVC.EDU

(*AT CENSUS)

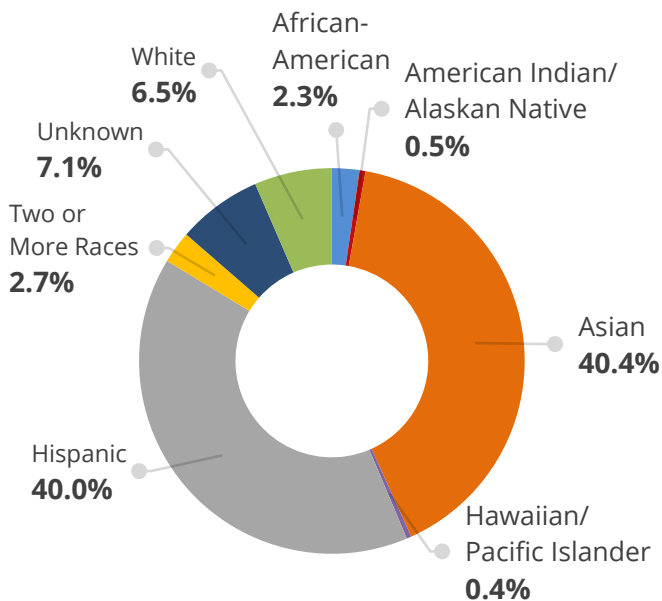
STUDENT ENROLLMENT

Headcount	8,906
Full-Time Equivalent	2,671

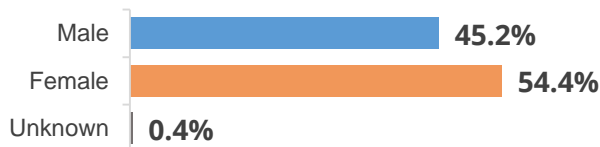
FIVE-YEAR TREND (HEADCOUNT)



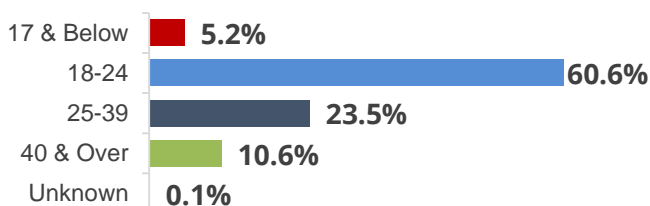
STUDENT ETHNICITY



STUDENT GENDER



STUDENT AGE



NUMBER OF SECTIONS OFFERED

Credit	887
Non-Credit	6

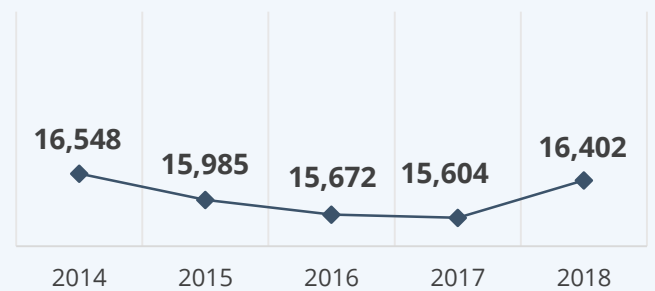
STUDENT CREDIT LOAD

Full-Time	34.5%
Part-Time	65.5%

DISTRICT SPRING ENROLLMENT

Headcount (unduplicated)	16,402
Full-Time Equivalent	5,137

DISTRICT FIVE-YEAR TREND (HEADCOUNT)



DISTRICT ENROLLMENT BY RESIDENCE

Cities with over 100 Students

City	Headcount	Percentage
San José	15,106	86.4%
Milpitas	315	1.8%
Morgan Hill	298	1.7%
Santa Clara	265	1.6%
Campbell	233	1.3%
Gilroy	172	1.0%
Sunnyvale	124	0.7%
Other	946	5.4%

DISTRICT (2016-17) ANNUAL ENROLLMENT

Headcount (unduplicated)	26,059
Full-Time Equivalent	12,031